



80447410
Revision A
May 2012

Contact-Cooled Rotary Screw Air Compressor

EPE250-2S, XFE250-2S, HPE250-2S, HXPE250-2S
EPE300-2S, XFE300-2S, HPE300-2S, HXPE300-2S
EPE350-2S, XFE350-2S, HPE350-2S, HXPE350-2S
EPE400-2S, XFE400-2S, HPE400-2S, HXPE400-2S
EPE450-2S, XFE450-2S, HPE450-2S, HXPE450-2S
EPE500-2S, XFE500-2S, HPE500-2S, HXPE500-2S

Parts Information



Save These Instructions

IR **Ingersoll Rand®**

Only allow **Ingersoll Rand** trained Technicians to perform maintenance on this product. For additional information contact **Ingersoll Rand** factory or nearest Distributor.

The use of other than genuine **Ingersoll Rand** replacement parts may result in safety hazards, decreased performance and increased maintenance and may invalidate all warranties.

Refer all communications to the nearest **Ingersoll Rand** Office or Distributor.

TABLE OF CONTENTS

DESCRIPTION	PAGE	DESCRIPTION	PAGE
TABLE OF CONTENTS	2	WATERCOOLED ASSEMBLY OPTIONS 350-500 HP - 115° ASSEMBLY DRAWING AND PARTS LIST	44
PARTS ORDERING INFORMATION	3	AIRCOOLED INTAKE ASSEMBLY 250-300 HP ASSEMBLY DRAWING AND PARTS LIST	45
INTELLISYS CONTROLLER AND STARTER BOX ASSEMBLY DRAWING AND PARTS LIST	4	AIRCOOLED INTAKE ASSEMBLY 350-500 HP ASSEMBLY DRAWING AND PARTS LIST	46
NO STARTER ASSEMBLY DRAWING AND PARTS LIST	5	ENCLOSURE ASSEMBLY 250-300 HP ASSEMBLY DRAWING AND PARTS LIST	47
STARTER (STAR DELTA) B180 - B110 ASSEMBLY DRAWING AND PARTS LIST	6	ENCLOSURE ASSEMBLY 250-300 HP ASSEMBLY DRAWING AND PARTS LIST	48
STARTER (STAR DELTA) B250-B180 ASSEMBLY DRAWING AND PARTS LIST	7	AIRCOOLED INTAKE ASSEMBLY 250-300 HP ASSEMBLY DRAWING AND PARTS LIST	49
STARTER (STAR DELTA) B300-B180 ASSEMBLY DRAWING AND PARTS LIST	8	ENCLOSURE ASSEMBLY 350-500 HP ASSEMBLY DRAWING AND PARTS LIST	50
STARTER (STAR DELTA) B300-B250 ASSEMBLY DRAWING AND PARTS LIST	9	ENCLOSURE ASSEMBLY 350-500 HP ASSEMBLY DRAWING AND PARTS LIST	51
MAJOR COMPONENTS ASSEMBLY 250-300 HP ASSEMBLY DRAWING AND PARTS LIST	10	ENCLOSURE ASSEMBLY 350-500 HP ASSEMBLY DRAWING AND PARTS LIST	52
MAJOR COMPONENTS ASSEMBLY 350-500 HP ASSEMBLY DRAWING AND PARTS LIST	12	ENCLOSURE 250-300 HP EXTENDED PACKAGE ASSEMBLY DRAWING AND PARTS LIST	53
DRIVE TRAIN ASSEMBLY 250-500 HP ASSEMBLY DRAWING AND PARTS LIST	14	EXTENDED PACKAGE ENCLOSURE ASSEMBLY 250-300 HP ASSEMBLY DRAWING AND PARTS LIST	54
AIREND WITH OIL PUMP 250-500 HP ASSEMBLY DRAWING AND PARTS LIST	15	LOW AMBIENT ASSEMBLY 250-300 HP ASSEMBLY DRAWING AND PARTS LIST	55
8 INCH INLET VALVE WITH AIR FILTER ASSEMBLY 250-500 HP ASSEMBLY DRAWING AND PARTS LIST	16	LOW AMBIENT EXTENDED PACKAGE ENCLOSURE ASSEMBLY 250-300 HP ASSEMBLY DRAWING AND PARTS LIST	56
8 INLET VALVE/STEPPER MOTOR ASSEMBLY 250 - 500 HP ASSEMBLY DRAWING AND PARTS LIST	17	LOW AMBIENT EXTENDED PACKAGE ENCLOSURE ASSEMBLY 250-300 HP ASSEMBLY DRAWING AND PARTS LIST	57
SEPARATOR TANK ASSEMBLY 250-300 HP ASSEMBLY DRAWING AND PARTS LIST	18	OUTDOOR MODIFICATION ENCLOSURE 250-300 HP ASSEMBLY DRAWING AND PARTS LIST	58
SEPARATOR TANK ASSEMBLY 350-500 HP ASSEMBLY DRAWING AND PARTS LIST	20	OUTDOOR MODIFICATION ENCLOSURE 250-300 HP ASSEMBLY DRAWING AND PARTS LIST	59
AIRCOOLED COOLER ASSEMBLY 250-300 HP ASSEMBLY DRAWING AND PARTS LIST	22	LOW AMBIENT ASSEMBLY 350-500 HP ASSEMBLY DRAWING AND PARTS LIST	60
AIR DISCHARGE ASSEMBLY 250-300 HP - NO AFTERCOOLER ASSEMBLY DRAWING AND PARTS LIST	24	EXTENDED PACKAGE ASSEMBLY 350-500 HP ASSEMBLY DRAWING AND PARTS LIST	61
AIRCOOLED COOLER ASSEMBLY 350-500 HP ASSEMBLY DRAWING AND PARTS LIST	25	OUTDOOR MODIFICATION ENCLOSURE 350-500 HP ASSEMBLY DRAWING AND PARTS LIST	62
AIRCOOLED COOLER ASSEMBLY 350-500 HP ASSEMBLY DRAWING AND PARTS LIST	27	OUTDOOR MODIFICATION ENCLOSURE 350-500 HP ASSEMBLY DRAWING AND PARTS LIST	63
AIR DISCHARGE ASSEMBLY 350-500 HP - NO AFTERCOOLER ASSEMBLY DRAWING AND PARTS LIST	28	O-RINGS PARTS LIST	65
WATERCOOLED ASSEMBLY 250-300 HP ASSEMBLY DRAWING AND PARTS LIST	29		
WATERCOOLED ASSEMBLY OPTIONS 250-300 HP ASSEMBLY DRAWING AND PARTS LIST	32		
WATERCOOLED ASSEMBLY 300-500 HP - 90° ASSEMBLY DRAWING AND PARTS LIST	34		
WATERCOOLED ASSEMBLY OPTIIONS 350-500 HP - 90° ASSEMBLY DRAWING AND PARTS LIST	37		
WATERCOOLED ASSEMBLY 350-500 HP - 115° ASSEMBLY DRAWING AND PARTS LIST	41		
WATERCOOLED ASSEMBLY 350-500 HP - 115° ASSEMBLY DRAWING AND PARTS LIST	43		

PARTS ORDERING INFORMATION

These products are designed and constructed to provide long, trouble-free service. In time it may be necessary to order and install new parts to replace those that have been subjected to wear.

For your convenience and future reference it is recommended that the following information be recorded.

Model Number _____

Serial Number _____

Date Purchased _____

When ordering replacement parts, please specify the following:

1. Complete model number and serial number as it appears on the data (name) plate.
2. Part number(s) and part description as shown in this manual.
3. Quantity required.

NOTICE

- Continuing improvement and advancement of design may cause changes to this equipment which are not included in this manual. Manuals are periodically revised to incorporate changes. Always check the manual edition number on the front cover for the latest issue.
- Sections of this manual may not apply to your product.
- Using other than genuine **Ingersoll Rand** replacement parts may invalidate the warranty.

■ RETURN GOODS POLICY

Ingersoll Rand will not accept any returned goods for warranty or service work unless prior arrangements have been made and written authorization has been provided from the location where the goods were purchased.

Products which have been modified without **Ingersoll Rand** approval, mishandled or misused will not be repaired or replaced under warranty. A printed copy of the warranty which applies to this product is provided inside the back cover of this manual.

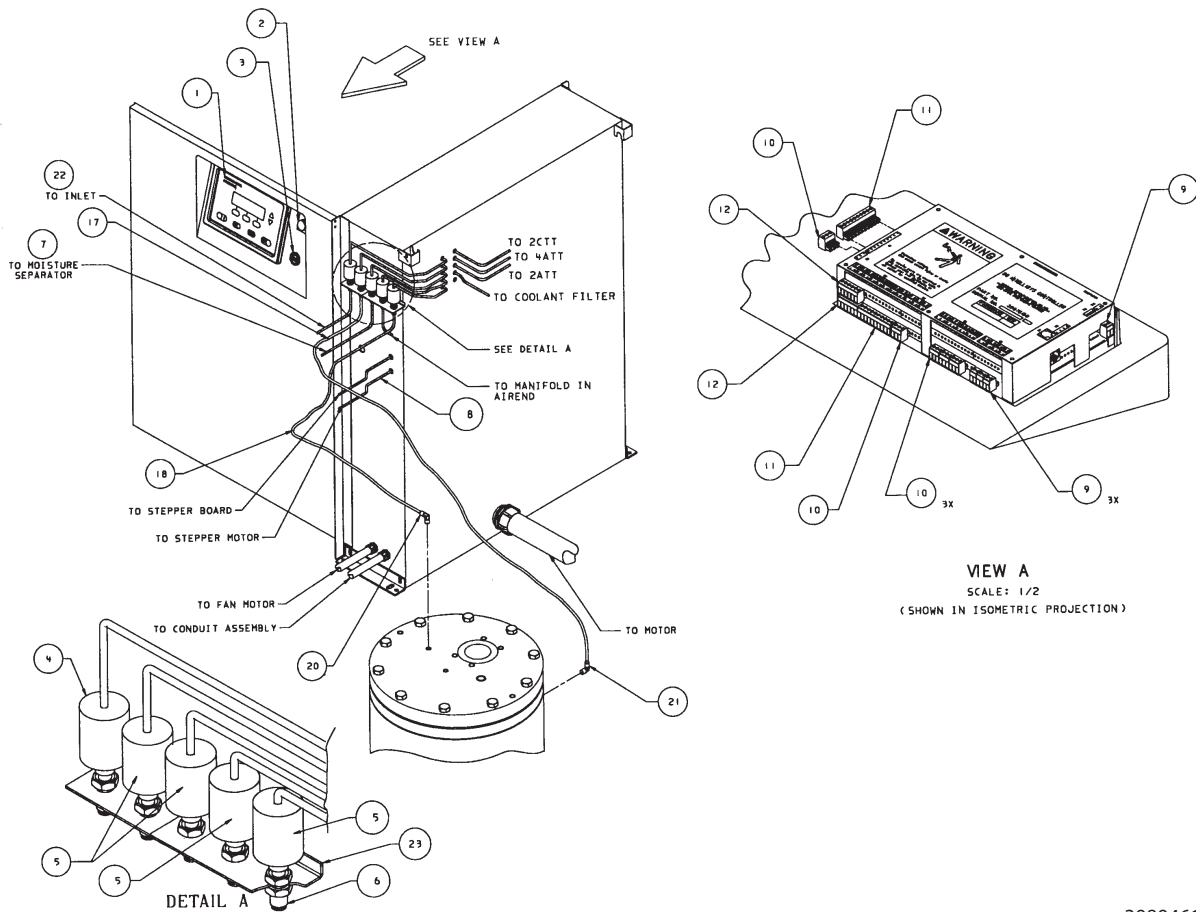
■ DISPOSAL



When the life of the product has expired, it is recommended that it be disassembled, degreased and parts separated as to materials so that they may be recycled.

Refer all communications to the nearest **Ingersoll Rand** Office or Distributor.

INTELLISYS CONTROLLER AND STARTER BOX ASSEMBLY DRAWING AND PARTS LIST



VIEW A
SCALE: 1/2
(SHOWN IN ISOMETRIC PROJECTION)

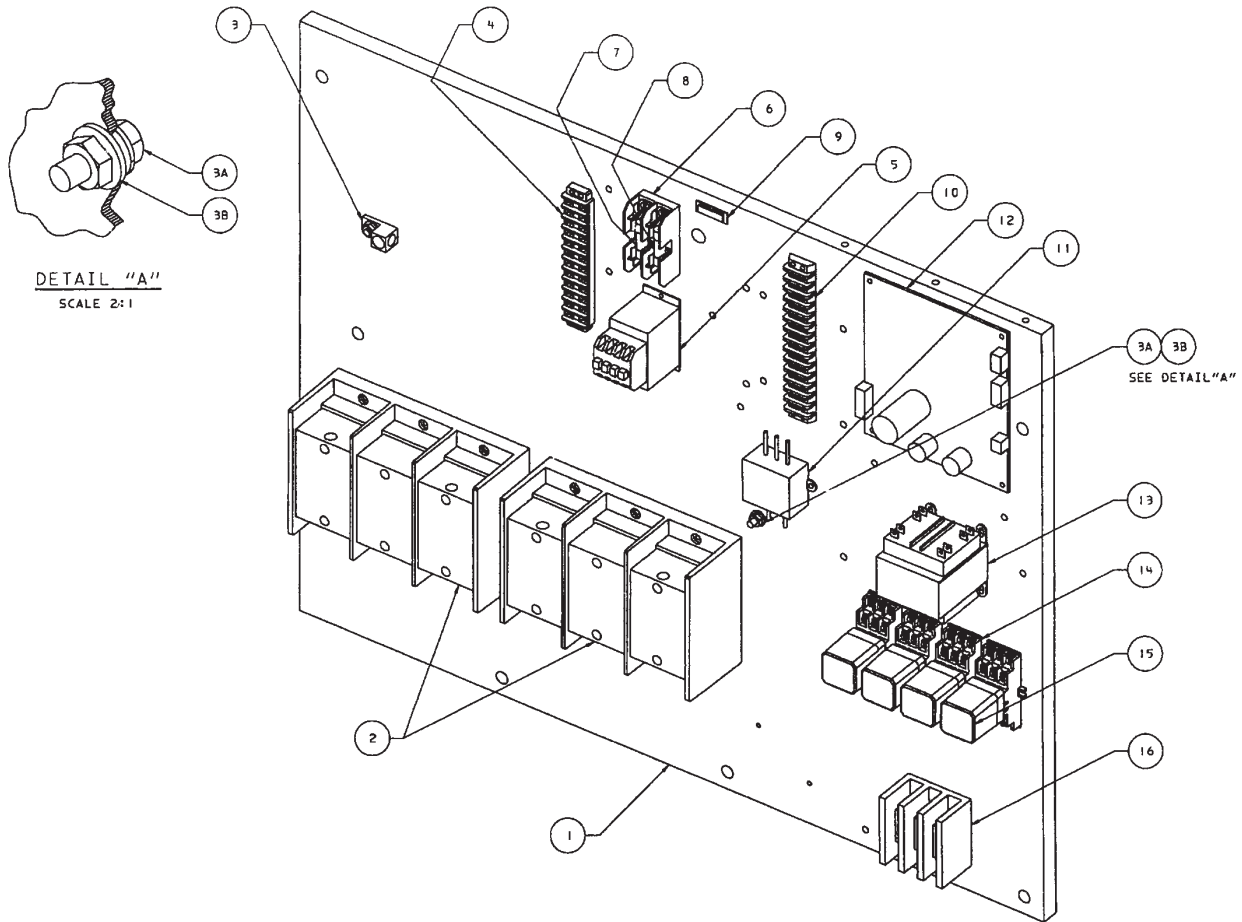
39894613
REV 03

Item	CCN	Qty	Description	Item	CCN	Qty	Description
1	39875158	1	ASSEMBLY, INTELLISYS CONTROLLER	11	39242375	2	PLUG, 10 POSITION
1A	39874375	1	GASKET	12	39186093	2	PLUG, 6 POSITION
1B	39128988	6	BOLT	17	39124813	X	TUBING, NYLON NEMA 1 AND 4
1C	95379392	6	WASHER, STAR		39497847	X	TUBING, FLEXIBLE TEFLON LOW AMBIENT
2	39485032	1	LIGHT, AMBER COMPLETE	18	39124813	X	TUBING, NYLON NEMA 1 AND 4
2A	39485024	1	BULB, 24V		39497847	X	TUBING, FLEXIBLE TEFLON LOW AMBIENT
3	39549167	1	SWITCH, EMERGENCY STOP	20	39155478	1	ELBOW NEMA 1 AND 4
4	39877618	1	TRANSDUCER, 0-15 PSIG	21	39155478	1	ELBOW NEMA 1 AND 4
4A	39875570	1	CABLE, TRANSDUCER	22	39124813	1	TUBING, NYLON NEMA 1 AND 4
5	39875539	4	TRANSDUCER, 0-225 PSIG		39497847	X	TUBING FLEXIBLE TEFLON LOW AMBIENT
5A	39875570	4	CABLE, TRANSDUCER	23	54428537	1	BRACKET, TRANSDUCER
6	39461868	5	BULKHEAD CONNECTOR (FOR MTG TRANSDUCER)				
6A	95922761	5	WASHER, STAR				
7	39124813	X	NYLON, TUBE				
	39497847	X	TUBING, FLEXIBLE TEFLON LOW AMBIENT				
8	39476221	1	CABLE, STEPPER MOTOR				
9	39242367	4	PLUG, 2 POSITION				
10	39204441	5	PLUG, 3 POSITION				

NOTES:

1. X - ORDER PER PER NUMBER OF INCHES REQUIRED
2. STANDARD FASTENERS SUCH AS NUTS, BOLTS AND SCREWS ARE LISTED AS SUB-ITEMS (EXAMPLE: 1B).
3. ALL CONTROL TUBING FOR LOW AMBIENT UNITS TO BE TEFLON FLEXIBLE TUBING, STAINLESS STEEL TUBING OR METAL FLEX. ALL CONTROL TUBING TO BE HEAT TRACED.

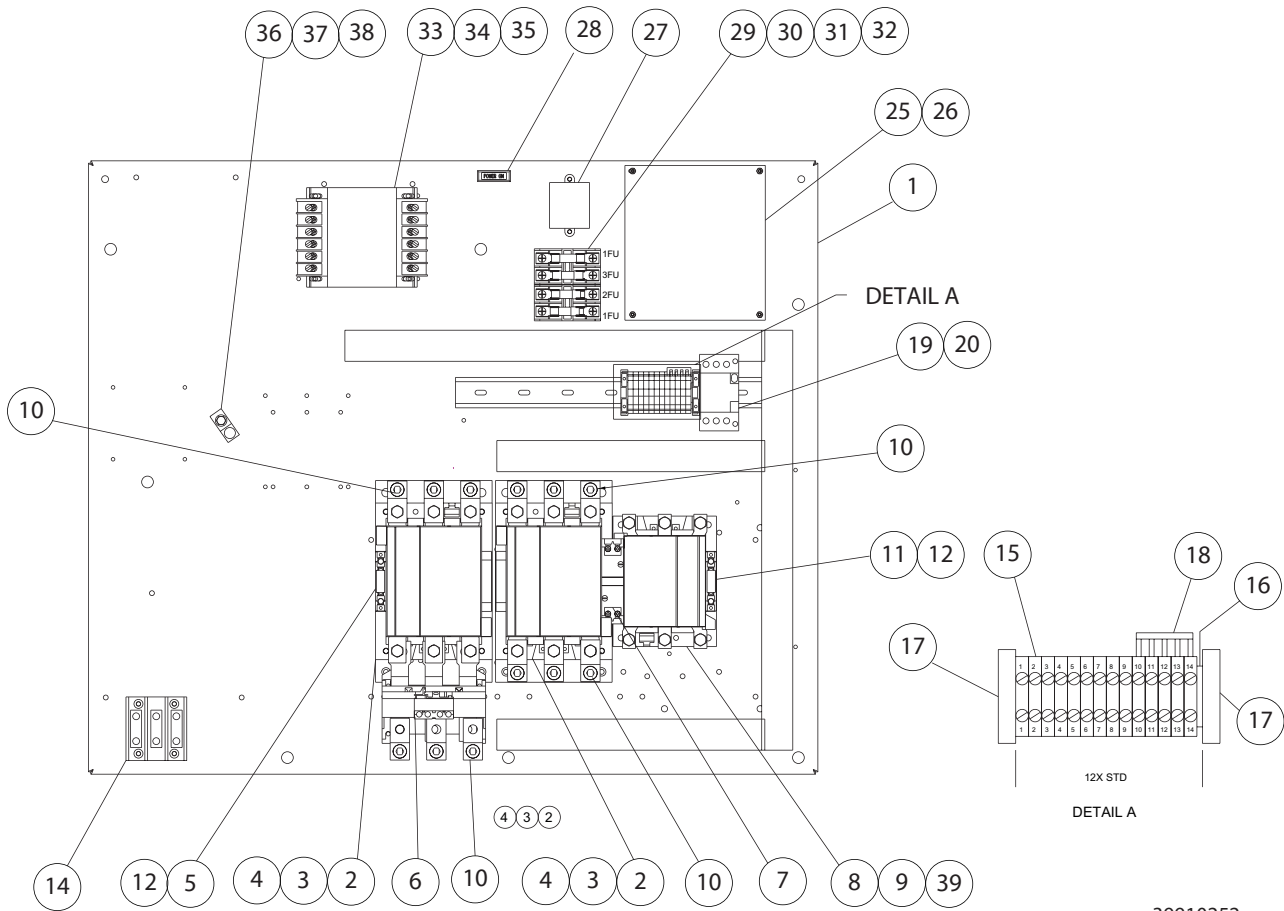
NO STARTER ASSEMBLY DRAWING AND PARTS LIST



39883616
REV 02

Item	CCN	Qty	Description	Item	CCN	Qty	Description
1	39879580	1	BACK PANEL	12	39874425	1	POWER SUPPLY BOARD
2	39136486	2	TERMINAL BLOCK (STAR DELTA ONLY)	12A	39173810	4	STANDOFF
2A	35249721	6	SCREW	12B	95929022	4	WASHER
3	39190939	1	GROUND LUG	12C	39129994	4	SCREW
3A	39141809	2	BOLT, GROUND LUG	12D	39242367	1	PLUG, 2 POSITION
3B	39128541	2	NUT, GROUND LUG	12E	39204441	1	PLUG, 3 POSITION
4	39180898	1	BLOCK, 12 TERMINAL	12F	39186101	1	PLUG, 4 POSITION
4A	35249721	4	SCREW	12G	39191630	1	PLUG, 5 POSITION
5	39165618	1	RELAY, BF-110/120V 50/60 HZ COIL	13	39553888	1	TRANSFORMER, 24V-130VA SIGNAL
5A	35249721	3	SCREW	13A	35249721	4	SCREW
6	39480504	1	FUSE BLOCK	14	39125091	4	SOCKET, 11 BLADE (STAR DELTA)
6A	35249721	2	SCREW		39125091	3	SOCKET, 11 BLADE (FULL VOLTAGE)
7	39113535	1	FUSE, 250V, 2 AMP	15	39403290	4	RELAY, AUTO CONTROL STD (STAR DELTA)
8	39245188	1	FUSE, 250V, BBS-6 AMP		39403290	3	RELAY, AUTO CONTROL STD (FULL VOLTAGE)
9	39196225	1	LIGHT, POWER ON	15A	39125158	5	SCREW (STAR DELTA)
10	35267202	1	BLOCK, 14 TERMINAL		39125158	4	SCREW (FULL VOLTAGE)
10A	35249721	4	SCREW	16	39164520	1	TERMINAL BLOCK
11	39201918	1	POWER FILTER	16A	35249721	2	SCREW
11A	35249621	2	SCREW				

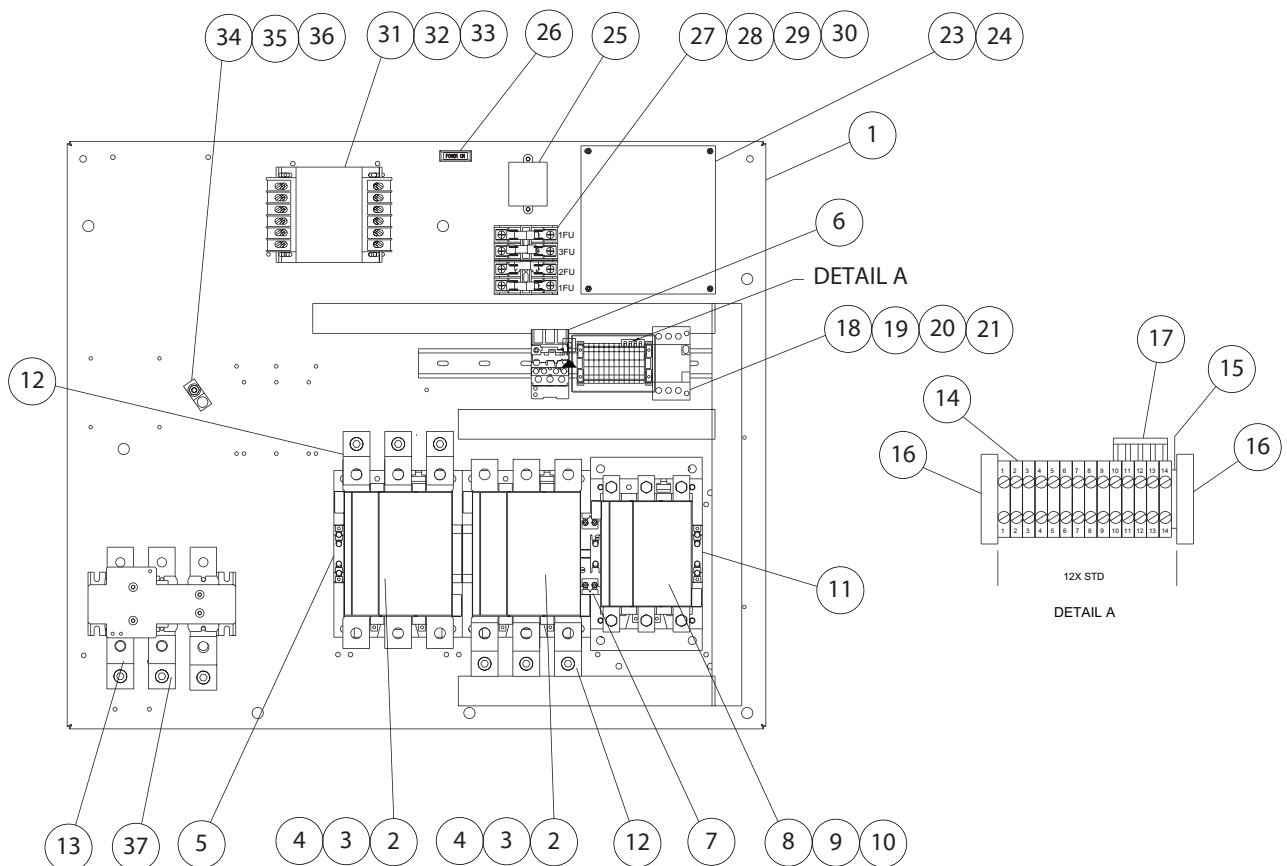
STARTER (STAR DELTA) B180 - B110 ASSEMBLY DRAWING AND PARTS LIST



39910252
REV 03

Item	CCN	Qty	Description	Item	CCN	Qty	Description
1	54367628	1	PANEL, STARTER BACK 60 HERTZ	21	39251244	1	FAN MOTOR STARTER,4.1-6.3 AMP
2	39251046	2	CONTACTOR	22	39251251	1	FAN MOTOR STARTER,6.4-10 AMP
3	39251368	2	COIL ASSEMBLY (NOT SHOWN)	23	39251269	1	FAN MOTOR STARTER,10.1-16 AMP
4	39251400	2	KIT, CONTACT 180 AMP (NOT SHOWN)	24	39251277	1	FAN MOTOR STARTER,16.1-20 AMP
5	39251160	1	CONTACT, AUXILIARY 2 N.O.	25	39874425	1	ASSEMBLY, POWER SUPPLY
6	39251103	1	RELAY, OVER LOAD	26	39173810	4	STANDOFF, ANALOG BARRIER T.S. PCB
7	39251194	1	INTERLOCK, MECHANICAL/ELECTRICAL N/2 N.C. AUX CONTACTS (A-B P/N 199-MCD1)	27	39201918	1	RFI POWER LINE FILTER
8	39251038	1	CONTACTOR, 1S (A-B P/N 100-B110ND3)	28	39196225	1	LIGHT, POWER ON
9	39251392	1	KIT, CONTACT (NOT SHOWN)	29	39480504	2	HOLDER, FUSE 2 POLE 600V. 30A. 2 POLE
10	39251442	4	KIT, TERM LUG (A-B P/N 199-LF1 QTY =3)	30	39178736	2	FUSE, 600 VOLTS 3.5 AMPS
11	39251178	1	CONTACT, AUXILIARY (NO, NC) (A-B P/N 195-GA11)	31	39118484	1	FUSE, 250V 5 AMPS
12	39203443	2	SUPPRESSOR, ARC	32	39242458	1	FUSE, 600 VOLTS 5.0 AMPS
14	39164520	1	BLOCK, TERMINAL 150 AMP	33	39318118	1	TRANSFORMER, 580VA, 50HZ, 380, 415, 550V
15	39252903	12	BLOCK, TERMINAL	34	39475983	1	TRANSFORMER, CONTROL 580VA, 60HZ, 200, 230, 460, 575V
16	39252929	1	BARRIER, END	35	39485800	1	TRANSFORMER, CONTROL 580VA, 380V-60HZ, 220V-50HZ
17	39252937	2	STOP, DIN RAIL N37-75	36	39190939	1	LUG, GROUND
18	39252945	1	JUMPER, 5-POLE	37	39141809	1	SCREW, WASHER HEAD TAPPING .25 X .63 LONG
19	39251228	1	FAN MOTOR STARTER,1.7-2.5 AMP	38	39128541	1	NUT, WHIZ-LOCK 1/4"-20
20	39251285	5	CONTACT, AUXILIARY (NORMALLY OPEN) USE WITH FAN MTR STARTER P/N 39251244	39	39251350	1	COIL, CONTACTOR (NOT SHOWN)

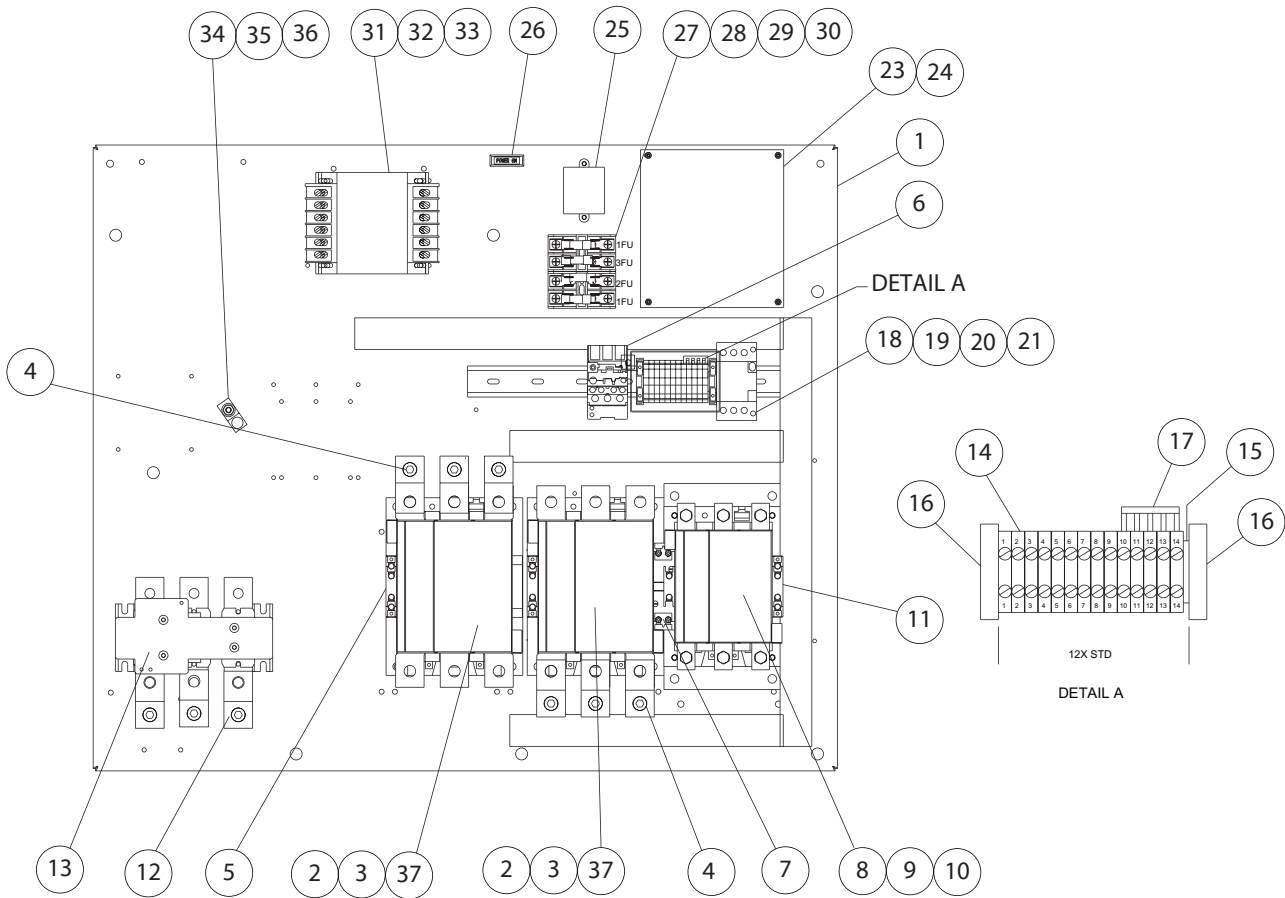
STARTER (STAR DELTA) B250-B180 ASSEMBLY DRAWING AND PARTS LIST



39910260
REV 04

Item	CCN	Qty	Description	Item	CCN	Qty	Description
1	54367628	1	PANEL, STARTER BACK 60 HERTZ	20	39251285	1	CONTACT, AUXILIARY (NORMALLY OPEN) WITH FAN MTR STARTER PART #39251244
2	39251053	2	CONTACTOR, 250 AMP W/1 NO CONTACT	21	39924758	1	CONTACT, AUXILIARY (NORMALLY OPEN, NORMALLY CLOSED)-USE WITH FAN MTR STARTER PART #39252887
3	39251376	2	COIL ASSEMBLY (NOT SHOWN)	22	39924741	1	SWITCH, TRIP-USED WITH FAN MTR STARTER PART #39252887
4	39251418	2	KIT, CONTACT (NOT SHOWN)	23	39874425	1	ASSEMBLY, POWER SUPPLY
5	22672406	1	CONTACT, AUXILIARY 2 N.O. SPECIAL	24	39173810	4	STANDOFF, ANALOG BARRIER T.S. PCB
6	39253158	1	RELAY, OVER LOAD (A-B P/N 40793-491-01-ABN3)	25	39201918	1	RFI POWER LINE FILTER
7	39251194	1	INTERLOCK, MECHANICAL/ELECTRICAL W/2 N.C. AUX CONTACTS (A-B P/N 199-MCD1)	26	39196225	1	LIGHT, POWER ON
8	39251046	1	CONTACTOR, 180 AMP W/(1) N/O CONTACT	27	39480504	2	HOLDER, FUSE 2 POLE 600V. 30A. 2 POLE
9	39251368	1	COIL ASSEMBLY (NOT SHOWN)	28	39178736	2	FUSE, 600 VOLTS 3.5 AMPS
10	39251400	1	KIT, CONTACT 180 AMP (NOT SHOWN)	29	39118484	1	FUSE, 250V 5 AMPS
11	39251178	1	CONTACT, AUXILIARY (NO, NC) (A-B P/N 195-GA11)	30	39242458	1	FUSE, 600 VOLTS 5.0 AMPS
12	39251459	2	KIT, TERM LUG (A/B P/N 199-LG1 QTY=3)	31	39318118	1	TRANSFORMER, 580VA, 50HZ, 380, 415, 550V
13	39253174	1	CURRENT TRANSFORMER (A-B P/N 40782-319-55)	32	39475983	1	TRANSFORMER, CONTROL 580VA, 60HZ, 200, 230, 460, 575V
14	39252903	12	BLOCK, TERMINAL	33	39485800	1	TRANSFORMER, CONTROL 580VA, 380V-60HZ, 220V-50HZ
15	39252929	1	BARRIER, END	34	39190939	1	LUG, GROUND
16	39252937	2	STOP, DIN RAIL N37-75	35	39141809	1	SCREW, WASHER HEAD TAPPING .25 X .63 LONG
17	39252945	1	JUMPER, 5-POLE	36	39128541	1	NUT, WHIZ LOCK .25 ZINC PLATED
18	39251244	1	FAN MOTOR STARTER, 4.1-6.3 AMP	37	39251459	1	KIT, TERM LUG (A/B P/N 199-LG1 QTY=3)
19	39252887	1	FAN MOTOR STARTER, 40A				

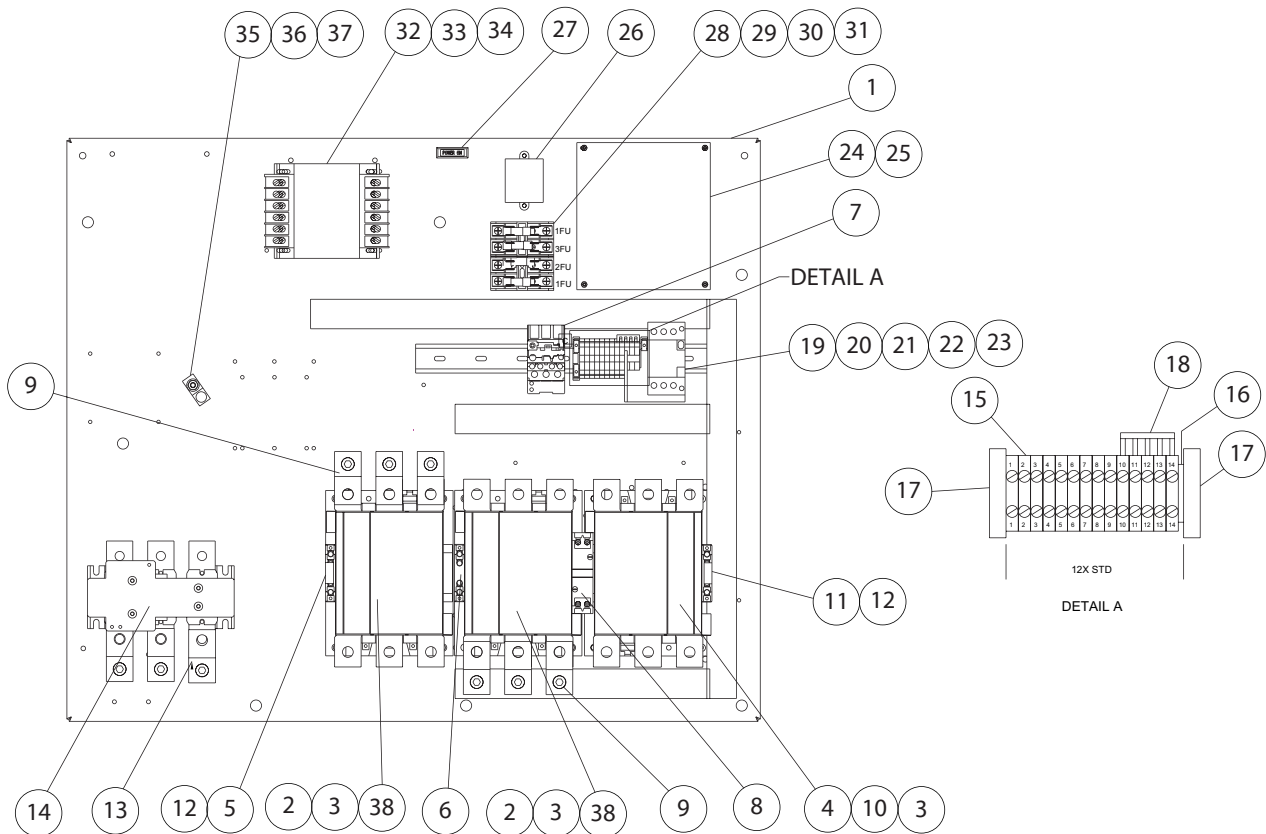
STARTER (STAR DELTA) B300-B180 ASSEMBLY DRAWING AND PARTS LIST



39910278
REV 05

Item	CCN	Qty	Description	Item	CCN	Qty	Description
1	54367628	1	PANEL, STARTER BACK 60 HERTZ	20	39251285	1	CONTACT, AUXILIARY (NORMA L L Y O-PUESNE) W ITH FAN MTR STARTER PART #39251244
2	38027660	2	KIT, CONTACT (300 AMP) (NOT SHOWN)	21	39924758	1	CONTACT, AUXILIARY (NORMA L L Y OPEN, NORMALLY CLOSED)-USE WITH FAN MTR STARTER PART #39252887
3	39251376	2	COIL ASSEMBLY (NOT SHOWN)	22	39924741	1	SWITCH, TRIP-USED WITH FAN MTR STARTER PART #39252887
4	39251459	2	KIT, TERM LUG (A/B P/N 199-LG1 QTY=3)	23	39874425	1	ASSEMBLY, POWER SUPPLY
5	22672406	1	CONTACT, AUXILIARY 2 N.O. SPECIAL	24	39173810	4	STANDOFF, ANALOG BARRIER T.S. PCB
6	39253158	1	RELAY, OVER LOAD (A-B P/N 40793-491-01-ABN3)	25	39201918	1	RFI POWER LINE FILTER
7	39251194	1	INTERLOCK, MECHANICAL/ELECTRICAL W/2 N.C. AUX CONTACTS (A-B P/N 199-MCD1)	26	39196225	1	LIGHT, POWER ON
8	39251046	1	CONTACTOR, 180 AMP W/(1) N/O CONTACT	27	39480504	2	HOLDER, FUSE 2 POLE 600V. 30A. 2 POLE
9	39251368	1	COIL ASSEMBLY (NOT SHOWN)	28	39178736	2	FUSE, 600 VOLTS 3.5 AMPS
10	39251400	1	KIT, CONTACT 180 AMP (NOT SHOWN)	29	39118484	1	FUSE, 250V 5 AMPS
11	39251178	1	CONTACT, AUXILIARY (NO, NC) (A-B P/N 195-GA11)	30	39242458	1	FUSE, 600 VOLTS 5.0 AMPS
12	39251459	1	KIT, TERM LUG (A/B P/N 199-LG1 QTY=3)	31	39318118	1	TRANSFORMER, 580VA, 50HZ, 380, 415, 550V
13	39253174	1	CURRENT TRANSFORMER (A-B P/N 40782-319-55)	32	39475983	1	TRANSFORMER, CONTROL 580VA, 60HZ, 200, 230, 460, 575V
14	39252903	12	BLOCK, TERMINAL	33	39485800	1	TRANSFORMER, CONTROL 580VA, 380V-60HZ, 220V-50HZ
15	39252929	1	BARRIER, END	34	39190939	1	LUG, GROUND
16	39252937	2	STOP, DIN RAIL N37-75	35	39141809	1	SCREW, WASHER HEAD TAPPING
17	39252945	1	JUMPER, 5-POLE	36	39128541	1	NUT, WHIZ LOCK .25 ZINC PLA TED
18	39251244	1	FAN MOTOR STARTER,4.1-6.3 AMP	37	39252879	2	CONTACTOR, 300 AMP
19	39252887	1	FAN MOTOR STARTER,40A				

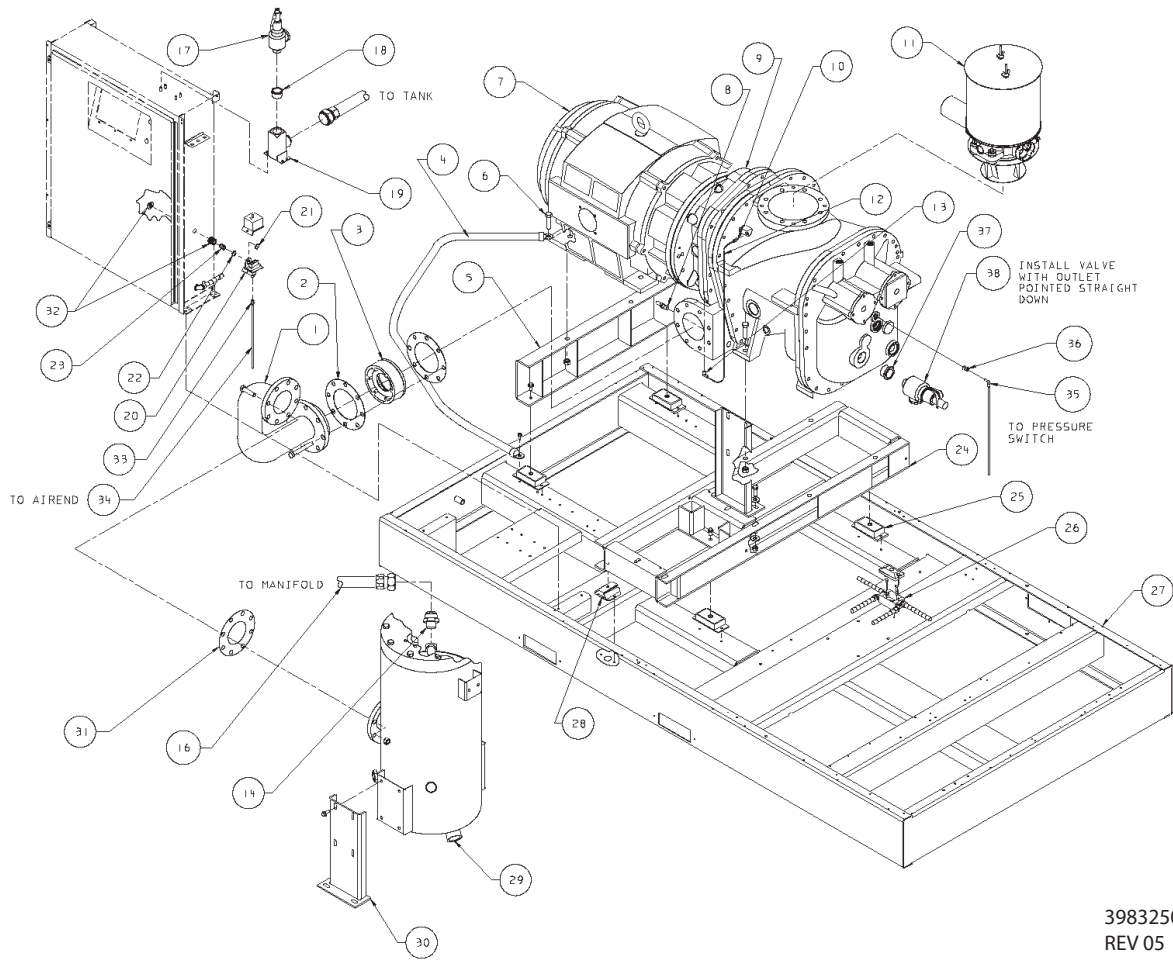
STARTER (STAR DELTA) B300-B250 ASSEMBLY DRAWING AND PARTS LIST



54370762
REV C

Item	CCN	Qty	Description	Item	CCN	Qty	Description
1	54367628	1	PANEL, STARTER BACK 60 HERTZ	21	39251285	1	CONTACT, AUXILIARY (NORMAL L Y O -P UESNE) W ITH FAN MTR STARTER PART #39251244
2	38027660	2	KIT, CONTACT (300 AMP)	22	39924758	1	CONTACT, AUXILIARY (NORMALLY OPEN, NORMALLY CLOSED)-USE WITH FAN MTR STARTER PART #39252887
3	39251376	3	COIL ASSEMBLY	23	39924741	1	SWITCH, TRIP-USED WITH FAN MTR STARTER PART #39252887
4	39251053	1	CONTACTOR, 250 AMP W/1 NO CONTACT	24	39874425	1	ASSEMBLY, POWER SUPPLY
5	22672406	1	CONTACT, AUXILIARY 2 N.O. SPECIAL	25	39173810	4	STANDOFF, ANALOG BARRIER T.S. PCB
6	39251152	1	CONTACT, AUXILLIARY 1 N.O.	26	39201918	1	RFI POWER LINE FILTER
7	39253158	1	RELAY, OVER LOAD (A-B P/N 40793-491-01-ABN3)	27	39196225	1	LIGHT, POWER ON
8	39251194	1	INTERLOCK, MECHANICAL/ELECTRICAL W/2 N.C. AUX CONTACTS (A-B P/N 199-MCD1)	28	39480504	2	HOLDER, FUSE 2 POLE 600V. 30A. 2 POLE
9	39251459	2	KIT, TERM LUG (A/B P/N 199-LG1 QTY=3)	29	39178736	2	FUSE, 600 VOLTS 3.5 AMPS
10	39251418	1	KIT, CONTACT	30	39118484	1	FUSE, 250V 5 AMPS
11	39251178	1	CONTACT, AUXILIARY (NO, NC) (A-B P/N 195-GA11)	31	39242458	1	FUSE, 600 VOLTS 5.0 AMPS
12	39203443	2	SUPPRESSOR, ARC	32	39318118	1	TRANSFORMER, 580VA, 50HZ, 380, 415, 550V
13	39251459	1	KIT, TERM LUG (A/B P/N 199-LG1 QTY=3)	33	39475983	1	TRANSFORMER, CONTROL 580VA, 60HZ, 200, 230, 460, 575V
14	39253174	1	CURRENT TRANSFORMER (A-B P/N 40782-319-55)	34	39485800	1	TRANSFORMER, CONTROL 580VA, 380V-60HZ, 220V-50HZ
15	39252903	12	BLOCK, TERMINAL	35	39190939	1	LUG, GROUND
16	39252929	1	BARRIER, END	36	39141809	1	SCREW, WASHER HEAD TAPPING
17	39252937	2	STOP, DIN RAIL N37-75	37	39128541	1	NUT, WHIZ LOCK .25 ZINC PLATED
18	39252945	1	JUMPER, 5-POLE	38	39252879	2	CONTACTOR, 300 AMP
19	39251244	1	FAN MOTOR STARTER,4.1-6.3 AMP				
20	39252887	1	FAN MOTOR STARTER,40A				

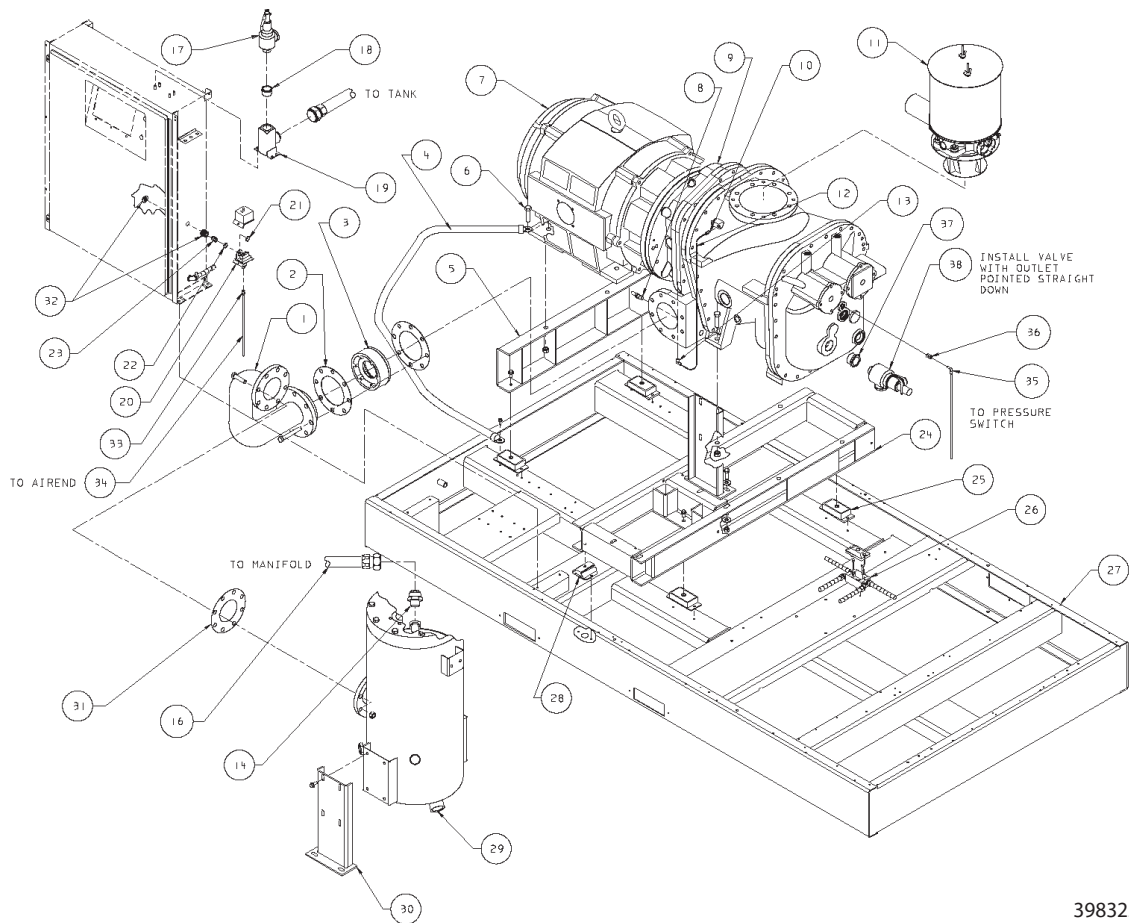
MAJOR COMPONENTS ASSEMBLY 250-300 HP ASSEMBLY DRAWING AND PARTS LIST



39832506
REV 05

Item	CCN	Qty	Description	Item	CCN	Qty	Description
1	39817804	1	TUBE, DISCHARGE (AIREND TO TANK) (EPE, HPE, HXPE 250 & HXPE 300)	10	39156435	1	CONNECTOR
	39844725	1	TUBE, DISCHARGE (AIREND TO TANK) (XFE, EPE, HPE 300 & XFE 250)	11	-----	1	INLET ASSEMBLY
1A	95936233	8	BOLT, DISCHARGE VALVE TO AIREND	12	39124813	40	TUBE, NYLON
1B	95935201	8	BOLT, DISCHARGE TO TANK	13	39155478	1	ELBOW, NYLON TUBING
1C	95923363	8	NUT	14	95956249	1	CONNECTOR
2	39452354	2	GASKET	16	39572334	1	HOSE
3	39481361	1	VALVE, DISCHARGE CHECK		39572466	1	HOSE (EXTENDED UNIT ONLY)
4	39479860	1	GROUND STRAP	17	39225511	2	VALVE, PRESSURE RELIEF 200 PSI
4A	39178678	1	BOLT, GROUND STRAP		39232145	2	VALVE, PRESSURE RELIEF 245 PSI (200 PSIG UNITS ONLY)
5	39824586	1	SUPPORT, MOTOR (440 FRAME SERIES MOTOR)	18	95950341	1	BUSHING
	39824594	1	SUPPORT, MOTOR (5000 FRAME SERIES MOTOR)	19	39879044	1	MANIFOLD
5A	39116330	4	SCREW, SUPPORT TO MOUNT	19A	39128566	4	NUT
6	95935201	2	BOLT, MOTOR TO SUPPORT	20	39880745	1	SWITCH, PRESSURE NEMA 1
6A	95923363	2	NUT		39880984	1	SWITCH, PRESSURE NEMA 4
	-----	1	DRIVE ASSEMBLY	21	39108949	1	NUT, LOCK SEALING NEMA 1 ONLY
8	39419668	1	SWITCH, HIGH TEMPERATURE	22	39108949	1	NUT, LOCK SEALING
9	-----	1	AIREND ASSEMBLY	23	95785192	1	NIPPLE
9A	95935201	4	BOLT, AIREND TO SUPPORT	24	39817788	1	SUPPORT, AIREND
9B	95923363	4	NUT	25	39481452	4	MOUNT, ISOLATION AIREND
				25A	39178678	8	SCREW, MOUNT TO BASE
				26	-----	1	JUNCTION BOX, CONDUIT ASSEMBLY
				26A	35252279	2	SCREW, JUNCTION BOX

MAJOR COMPONENTS ASSEMBLY 250-300 HP ASSEMBLY DRAWING AND PARTS LIST

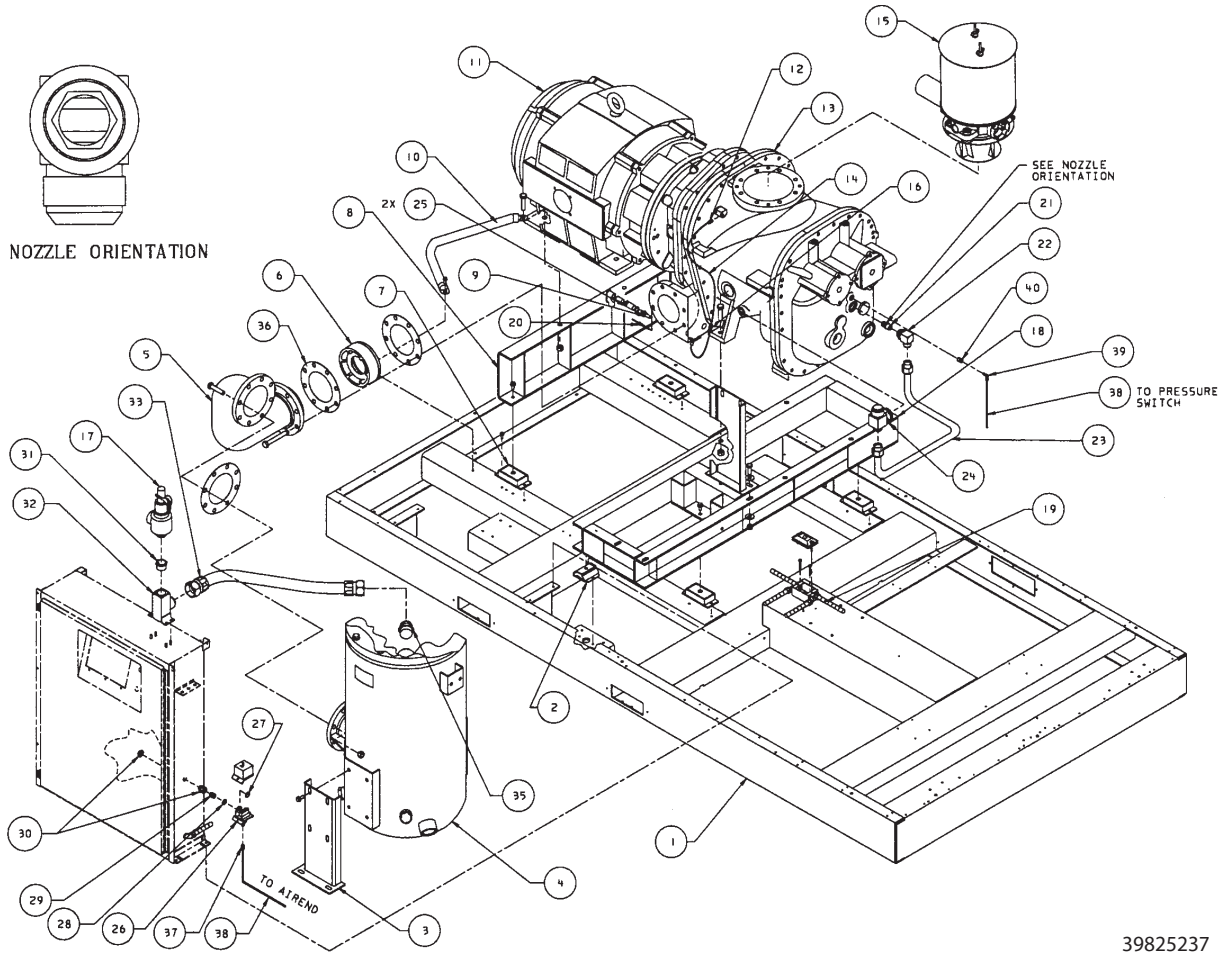


39832506
REV 05

Item	CCN	Qty	Description	Item	CCN	Qty	Description
27	39823802	1	BASE, STANDARD	32	35275494	1	HUB
	39825906	1	BASE, EXTENDED UNIT	33	39156435	1	CONNECTOR
28	39302336	1	MOUNT, VIBRATION	34	39124813	132"	TUBE, NYLON
28A	39178678	2	BOLT, MOUNT TO BASE	35	39194055	1	ELBOW
28B	39116330	1	SCREW	36	39111711	1	ADAPTER
29	-----	1	TANK ASSEMBLY	37	95987462	1	ADAPTER
29A	39128509	8	SCREW, LEG TO TANK	38	3922263	1	VALVE, PRESSURE RELIEF
30	39817739	2	LEG, TANK				
30A	95694287	4	BOLT, LEG TO AIREND SUPPORT				
30B	95947651	8	WASHER				
30C	95923355	4	NUT				
31	39487426	1	GASKET				

NOTE: STANDARD FASTENERS SUCH AS NUTS, BOLTS, AND SCREWS ARE LISTED AS SUB-ITEMS (EXAMPLE: 25A).

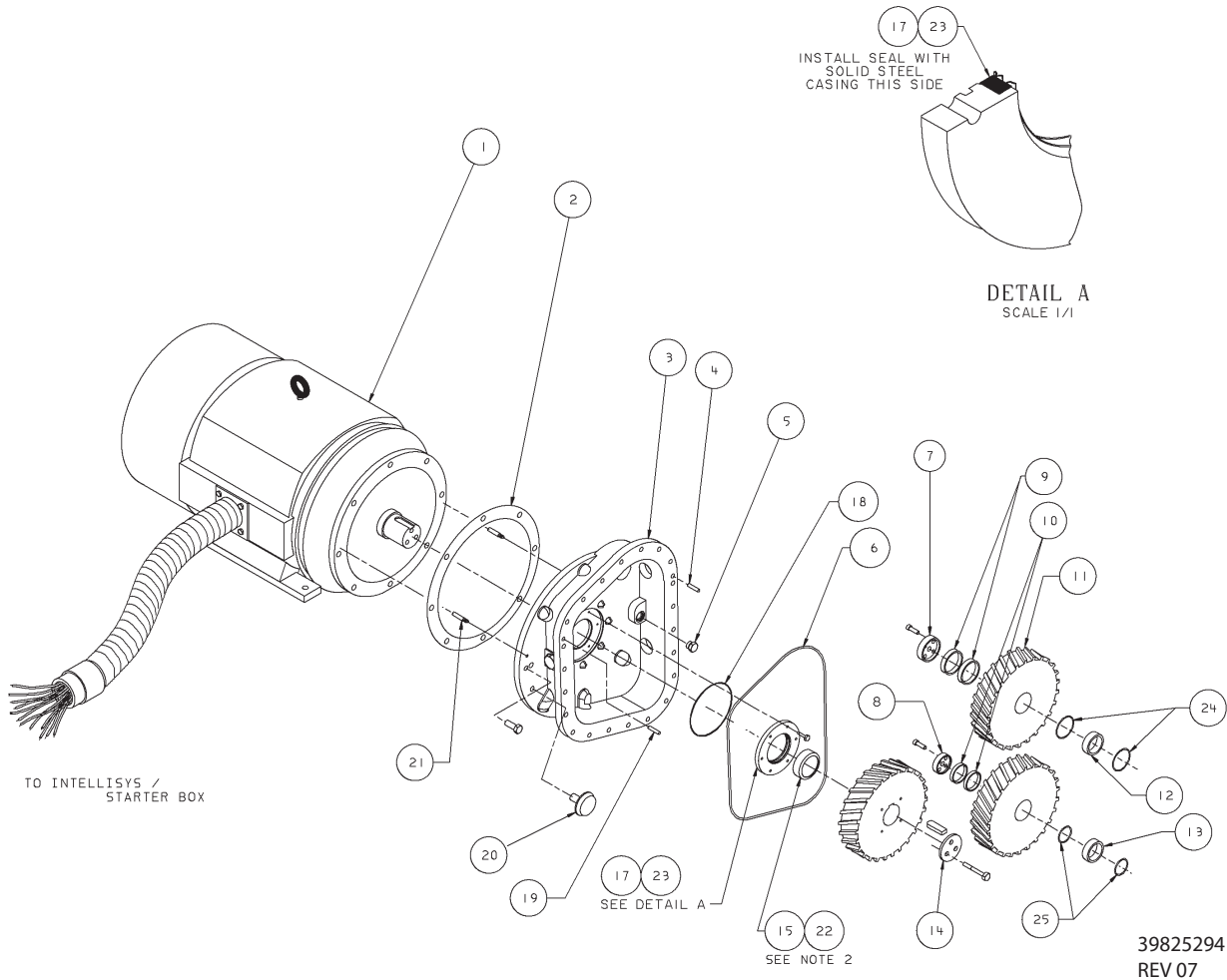
MAJOR COMPONENTS ASSEMBLY 350-500 HP ASSEMBLY DRAWING AND PARTS LIST



39825237
REV 07

Item	CCN	Qty	Description	Item	CCN	Qty	Description
1	39816715	1	BASE, STANDARD	8C	95923363	6	NUT
2	39302336	1	MOUNT, VIBRATION	9	39419668	1	SWITCH, HIGH TEMPERATURE
2A	39178678	2	BOLT, MOUNT TO BASE	9A	39153382	1	COUPLING
2B	39116330	1	SCREW	9B	39104054	1	NIPPLE
3	39817739	2	LEG, TANK	9C	39131974	1	COUPLING
3A	95694287	4	BOLT, LEG TO AIREND SUPPORT	10	39479860	1	GROUND STRAP
3B	95947651	8	WASHER	10A	39178678	1	BOLT, GROUND STRAP
3C	95923355	4	NUT	11	-----	1	DRIVE ASSEMBLY
4	-----	1	TANK ASSEMBLY	12	39156435	1	CONNECTOR
4A	39128509	8	SCREW, LEG TO TANK	13	-----	1	AIREND ASSEMBLY
5	39816749	1	PIPE, DISCHARGE (VALVE TO TANK)	14	39124813	40"	TUBE, NYLON
5A	95947644	8	BOLT, DISCHARGE VALVE TO AIREND	15	-----	1	INLET ASSEMBLY
5B	95934790	8	BOLT, DISCHARGE TO TANK	16	39155478	1	ELBOW, NYLON TUBING
5C	95923363	8	NUT	17	39225263	2	VALVE, PRESSURE RELIEF 165 PSI
6	39481361	1	VALVE, DISCHARGE CHECK		39232145	2	VALVE, PRESSURE RELIEF 245 PSI (200 PSI UNIT ONLY)
7	39481452	4	MOUNT, ISOLATION AIREND	18	39816731	1	SUPPORT, AIREND
7A	39178678	8	SCREW, MOUNT TO BASE	19	-----	1	CONDUIT ASSEMBLY (NEMA 1)
8	39816780	1	SUPPORT, MOTOR (440 FRAME SERIES MOTOR)	19A	39177357	2	SCREW, JUNCTION BOX
	39817077	1	SUPPORT, MOTOR (5000 FRAME SERIES MOTOR)	20	39585146	1	THERMISTOR
8A	39116330	4	SCREW, SUPPORT TO MOUNT	21	39207113	1	NOZZLE, OIL INJECTION (400-450HP)
8B	95935201	6	BOLT, MOTOR AND AIREND TO SUPPORT	22	39303417	1	ELBOW, OIL INJECTION (400-450HP)
				23	39854278	1	TUBE, OIL INJECTION (400-450HP)

DRIVE TRAIN ASSEMBLY 250-500 HP ASSEMBLY DRAWING AND PARTS LIST



39825294
REV 07

Item	CCN	Qty	Description	Item	CCN	Qty	Description
1	X	1	MOTOR	14	39101597	1	RETAINER PLATE, MOTOR
1A	95934378	8	BOLT, GEARCASE TO MOTOR (440 FRAME SERIES MOTOR)	14A	95929162	3	SCREW, MOTOR SHAFT
	95934386	8	BOLT, GEARCASE TO MOTOR (5000 FRAME SERIES MOTOR)	15	39405287	1	SPACER, MOTOR GEAR
1B	95923363	8	NUT	16	89292452	1	HOUSING, SEAL
2	39454558	1	GASKET, MOTOR TO GEARCASE (440 FRAME SERIES MOTOR)	16A	95929154	6	SCREW
	35782531	1	GASKET, MOTOR TO GEARCASE (5000 FRAME SERIES MOTOR)	17	89292445	1	SEAL, SHAFT
3	39812615	1	GEARCASE	18	95023388	1	O-RING
3A	39179072	22	BOLT, GEARCASE TO ROTOR HOUSING	19	35295336	1	PIN, DOWEL
4	35332915	1	PIN, LOCATING DOWEL	20	39112362	1	BREATHER, SEAL SCAVENGE
5	39498522	1	PLUG	21	39194915	2	PIN, DOWEL MOTOR
6	39186002	1	O-RING, FRONT HOUSING	22	39136304	-	LOCTITE RC/609
7	39489836	1	RETAINER, GEAR FIRST STAGE	23	39117734	-	LOCTITE 242
7A	96700638	4	SCREW, ROTOR	24	95988002	2	O-RING, GEAR SPACER - 1ST STAGE
8	39489844	1	RETAINER, GEAR SECOND STAGE	25	95987996	2	O-RING, GEAR SPACER - 2ND STAGE
8A	96700638	4	SCREW, ROTOR				
9	39497862	1	RING, LOCK FIRST STAGE				
10	39497870	1	RING, LOCK SECOND STAGE				
11	XX	1	GEAR SET				
12	22112841	1	SPACER, GEAR FIRST STAGE				
13	39489976	1	SPACER, GEAR SECOND STAGE				

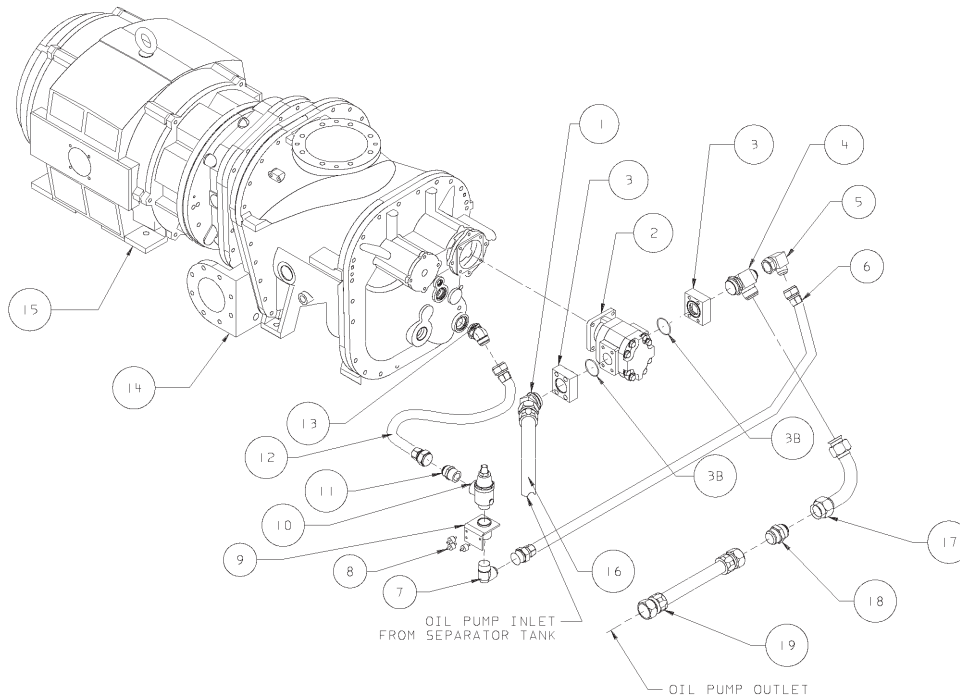
NOTE:

- STANDARD FASTENERS SUCH AS NUTS, BOLTS, AND SCREWS ARE LISTED AS SUB-ITEMS (EXAMPLE: 1A).
- TO BE APPLIED TO I.D. OF SHAFT SLEEVE.
- TO BE APPLIED O.D. OF LIP SEAL.

X - FURNISH MOTOR PART NO. (STAMPED ON MOTOR NAMEPLATE) WHEN ORDERING REPLACEMENT.

XX - GEAR SET PART NO. LOCATED ON GEARCASE (ITEM 3)

AIREND WITH OIL PUMP 250-500 HP ASSEMBLY DRAWING AND PARTS LIST



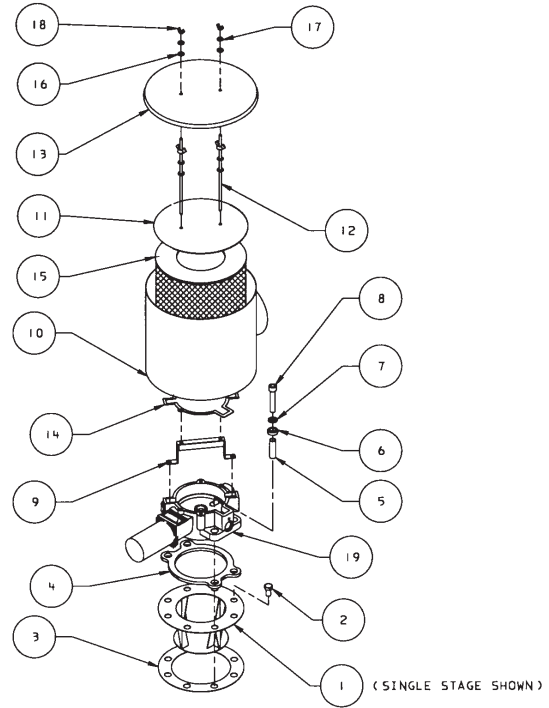
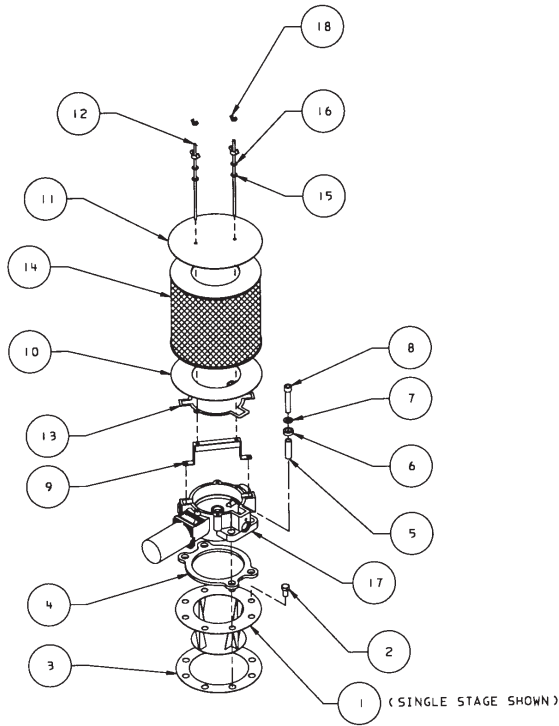
39841879
REV 04

Item	CCN	Qty	Description	Item	CCN	Qty	Description
1	39176128	1	ELBOW, 45P	11	95937553	1	STRAIGHT
2	39199088	1	PUMP	12	39572136	1	HOSE
2A	35272533	4	BOLT, COVER	13	39139563	1	ELBOW
2B	35516947	1	GASKET, PUMP	14	XXXXXXX	1	AIREND ASSEMBLY
3	39499801	2	FLANGE, PUMP	15	XXXXXXX	1	DRIVE ASSEMBLY
3A	95937363	8	BOLT, PUMP FLANGE	16	39572334	1	HOSE
3B	95028502	2	O-RING, PUMP FLANGE	17	22063622	1	TUBE, OIL PUMP OUTLET
4	39499645	1	MANIFOLD, PUMP	18	95494019	1	CONNECTOR
5	95938064	1	ELBOW	19	39572334	1	HOSE
6	39572441	1	HOSE	20	39182696	1	VALVE, CHECK 2.50 SAE (REPLACES OIL STOP VALVE NOT SHOWN)
7	95949749	1	ELBOW				
8	39405691	3	MOUNT, ISOLATION				
8A	39128541	6	NUT				
9	54642616	1	BRACKET, COUPLING				
10	39116512	1	VALVE, PUMP RELIEF				

NOTES: STANDARD FASTENERS SUCH AS NUTS, BOLTS AND SCREWS ARE LISTED AS SUB-ITEMS (EXAMPLE: 2A)

X - ITEM NOT ILLUSTRATED

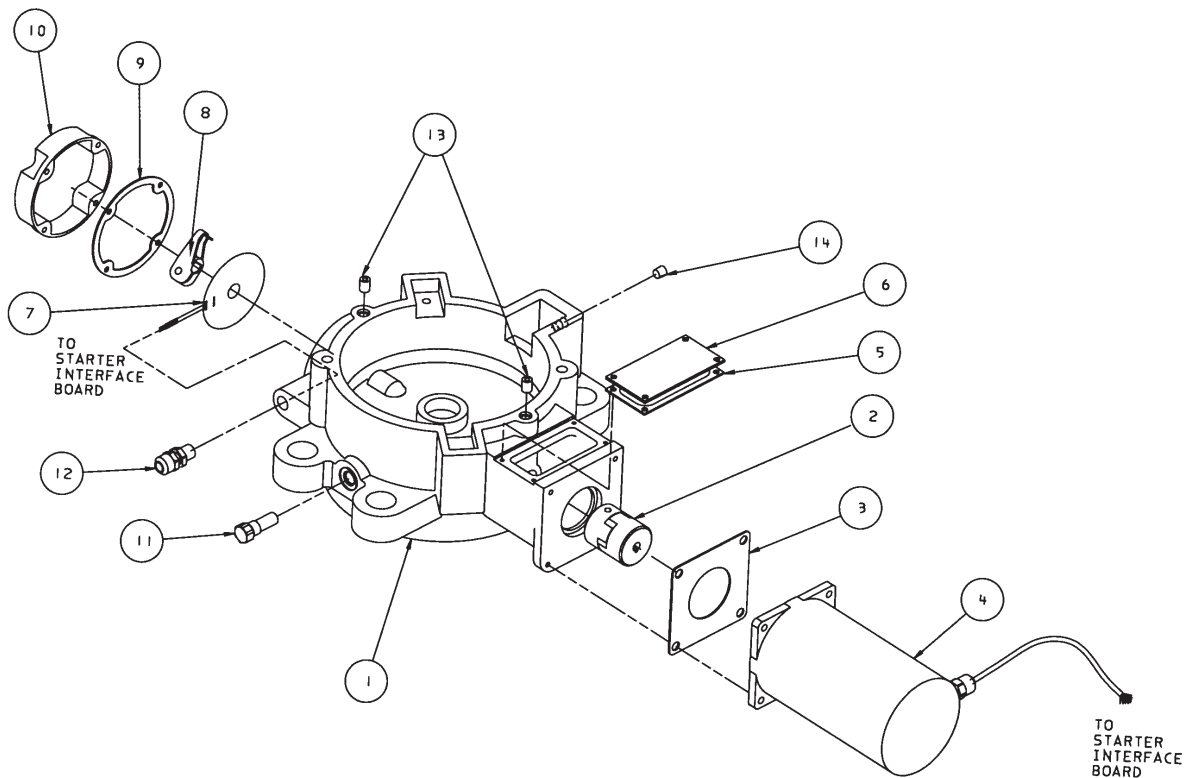
8 INCH INLET VALVE WITH AIR FILTER ASSEMBLY 250-500 HP ASSEMBLY DRAWING AND PARTS LIST



39863469
REV 04

Item	CCN	Qty	Description	Item	CCN	Qty	Description
STANDARD INLET				HOODED REMOTE INLET (OPTIONAL)			
1	39320783	1	PLATE, INLET	1	39320783	1	PLATE, INLET
2	96726880	4	BOLT	2	96726880	4	BOLT
3	39320791	1	GASKET, INLET VALVE	3	39320791	1	GASKET, INLET VALVE
4	39486956	1	GASKET, 8.00 INLET VALVE	4	39486956	1	GASKET, 8.00 INLET VALVE
5	39495965	4	SPACER, ISOLATION	5	39495965	4	SPACER, ISOLATION
6	39483169	4	GASKET, ISOLATION	6	39483169	4	GASKET, ISOLATION
7	95081618	4	WASHER	7	95081618	4	WASHER
8	96715594	4	BOLT	8	96715594	4	BOLT
9	39854153	1	BRACKET, AIR FILTER	9	39854153	1	BRACKET, AIR FILTER
9A	39128467	2	SCREW	9A	39128467	2	SCREW
10	39854990	1	PLATE, BOTTOM AIR FILTER	10	39863451	1	HOOD, AIR FILTER
11	39575345	1	PLATE, TOP AIR FILTER	11	39575345	1	PLATE, TOP AIR FILTER
12	39854237	2	SCREW, RETAINER	12	39854237	2	SCREW, RETAINER
	39311295	2	SCREW, RETAINER (HEAVY DUTY OPTION)	13	39854310	1	PLATE, HOOD COVER
13	39305891	1	GASKET, AIR FILTER	14	39305891	1	GASKET, AIR FILTER
13A	39169594	1	SEALANT, GASKET ADHESIVE (APPLY TO INLET VALVE GASKET SURFACE)	14A	39169594	1	SEALANT, GASKET ADHESIVE (APPLY TO INLET VALVE GASKET SURFACE)
14	39750732	1	ELEMENT, AIR FILTER	15	39750732	1	ELEMENT, AIR FILTER
	39873120	1	ELEMENT, AIR FILTER (HEAVY DUTY OPTION)	16	39195151	4	SEALING WASHER, RUBBER
15	39195151	2	SEALING WASHER, RUBBER	17	95933313	4	WASHER, STEEL
16	95933313	2	WASHER, STEEL	18	95938775	2	NUT, WING
17	42412155	1	ASSEMBLY, INLET VALVE	19	42412155	1	ASSEMBLY, INLET VALVE
18	95938775	2	NUT, WING (HEAVY DUTY OPTION)				

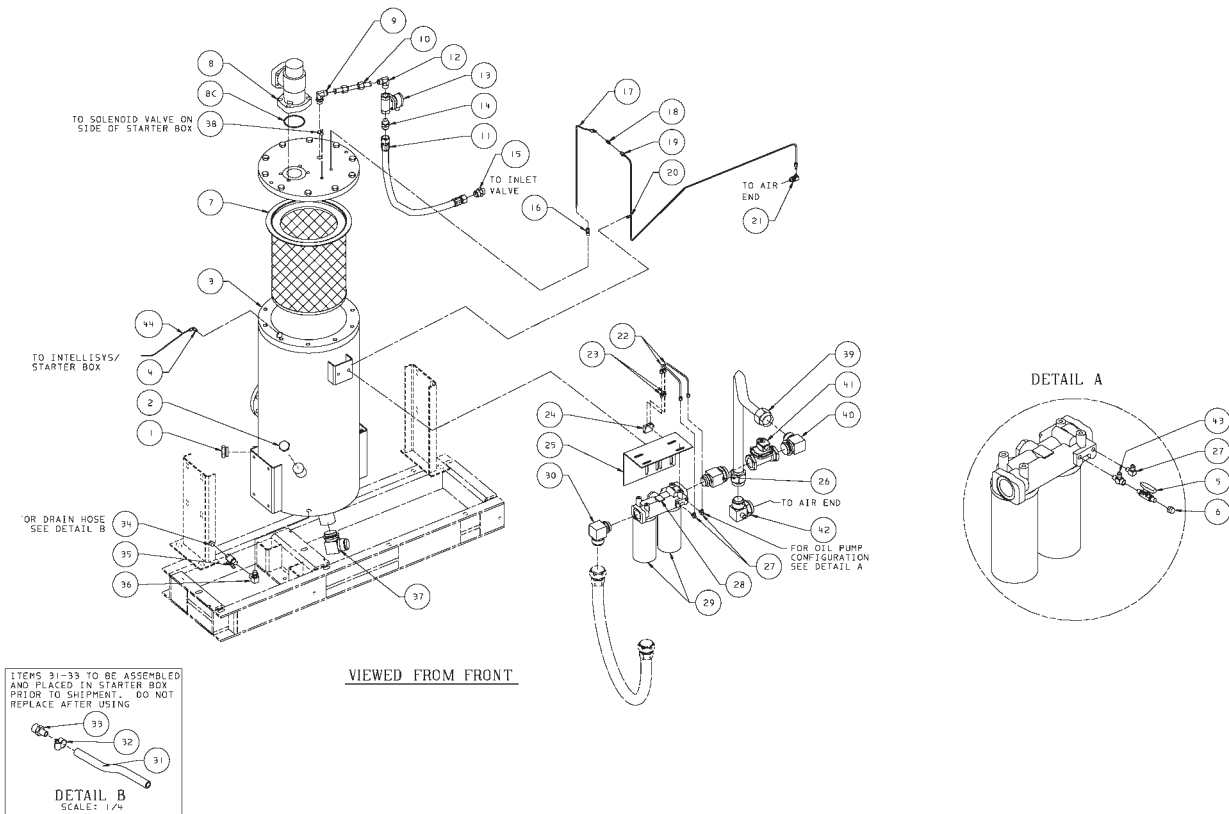
8 INLET VALVE/STEPPER MOTOR ASSEMBLY 250 - 500 HP ASSEMBLY DRAWING AND PARTS LIST



39863444
REV 04

Item	CCN	Qty	Description	Item	CCN	Qty	Description
1	42412148	1	VALVE, INLET 8.00	8A	39128434	1	SCREW
2	39495189	1	COUPLING, INLET VALVE	8B	39128541	1	NUT
2A	95229555	2	KEY	9	39494836	1	GASKET, PRINTED CIRCUIT BOARD CAP
3	39306006	1	GASKET, STEPPER MOTOR	10	39823943	1	CAP, PRINTED CIRCUIT BOARD
4	39566013	1	MOTOR, STEPPER	10A	39198809	4	SCREW
4A	39128426	4	SCREW	11	39300777	1	STOP, INLET VALVE
5	39494869	1	GASKET, COUPLING COVER	11A	39404132	1	O-RING, VITON
6	39494877	1	COVER, COUPLING	12	39495395	1	GLAND, WIRE
6A	39198809	4	SCREW	13	95837233	2	FITTING, HYDRAULIC
7	39564364	1	BOARD, PRINTED CIRCUIT	14	95928214	1	PLUG, SOCKET
7A	95073946	3	SCREW				
8	39494851	1	ARM, INDICATOR				

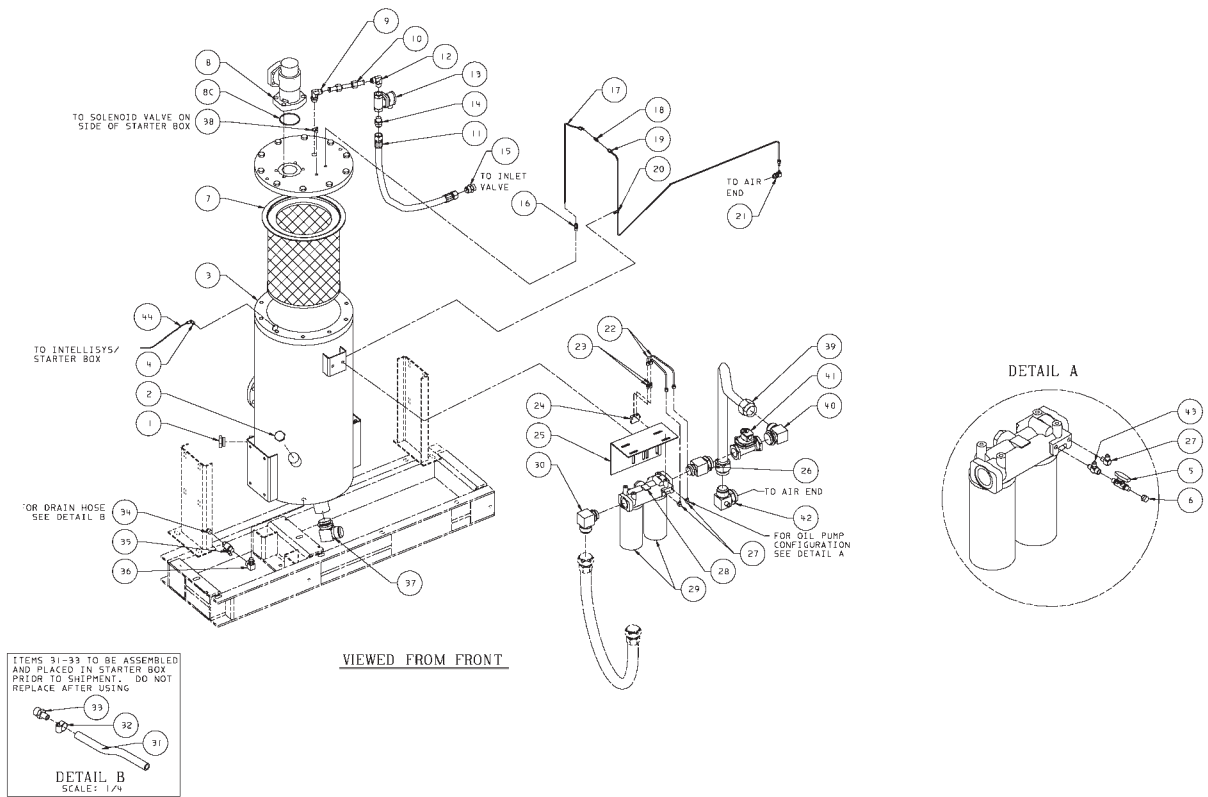
SEPARATOR TANK ASSEMBLY 250-300 HP ASSEMBLY DRAWING AND PARTS LIST



39833215
REV 13

Item	CCN	Qty	Description	Item	CCN	Qty	Description
1	39476916	1	SIGHT GLASS				
1A	39406996	1	O-RING, SIGHT GLASS		39312905	1	VALVE, BLOWDOWN NEMA 4 (ALL 250-300HP)
2	39478953	1	PLUG, OIL FILL	14	95937538	1	ADAPTER
3	42406025	1	TANK, SEPARATOR (ASME/CANADIAN)	15	39111752	1	CONNECTOR
	42406033	1	TANK, SEPARATOR (AUSTRALIAN)	16	39417118	1	ADAPTER, SCAVENGE TUBE
	42406041	1	TANK, SEPARATOR 200PSI (ASME/CANADIAN)	17	39871702	1	TUBE, TANK SCAVENGE
4	39155478	1	ELBOW	18	39322748	1	ORIFICE, SCAVENGE
	95937694	1	ELBOW	19	39847041	1	TUBE, SCAVENGE TO AIREND
5	39302039	1	VALVE, BALL	20	39195078	1	CLIP, TUBE
6	95947230	1	CAP	20A	39133145	1	SCREW
7	39890660	1	ELEMENT, SEPARATOR	21	39490230	1	ELBOW
8	39477369	1	VALVE, MINIMUM PRESSURE CHECK (XFE, EPE AND HPE UNITS) - SEE NOTE 2	22	39545942	2	TUBE, OIL DELTA P
	39311824	1	VALVE, MINIMUM PRESSURE CHECK (HXPE UNITS - 200 PSIG) - SEE NOTE 2	23	95937579	2	ADAPTER
8A	39179403	4	STUD	24	39246012	1	SWITCH, OIL DELTA P
8B	95922910	4	NUT	24A	39178827	1	SCREW
8C	95022372	1	O-RING	25	39798004	1	SUPPORT, OIL FILTER
9	39152368	1	ELBOW	25A	39128509	2	SCREW
10	39802814	1	TUBE, BLOWDOWN	26	SEE TABLE A	1	ORIFICE
11	39572243	1	HOSE	27	95937686	2	ELBOW
12	95937637	1	ELBOW	28	39259676	1	FILTER, OIL
13	39312897	1	VALVE, BLOWDOWN NEMA 1 (165 PSIG)	28A	39128467	4	SCREW

SEPARATOR TANK ASSEMBLY 250-300 HP ASSEMBLY DRAWING AND PARTS LIST



39833215
REV 13

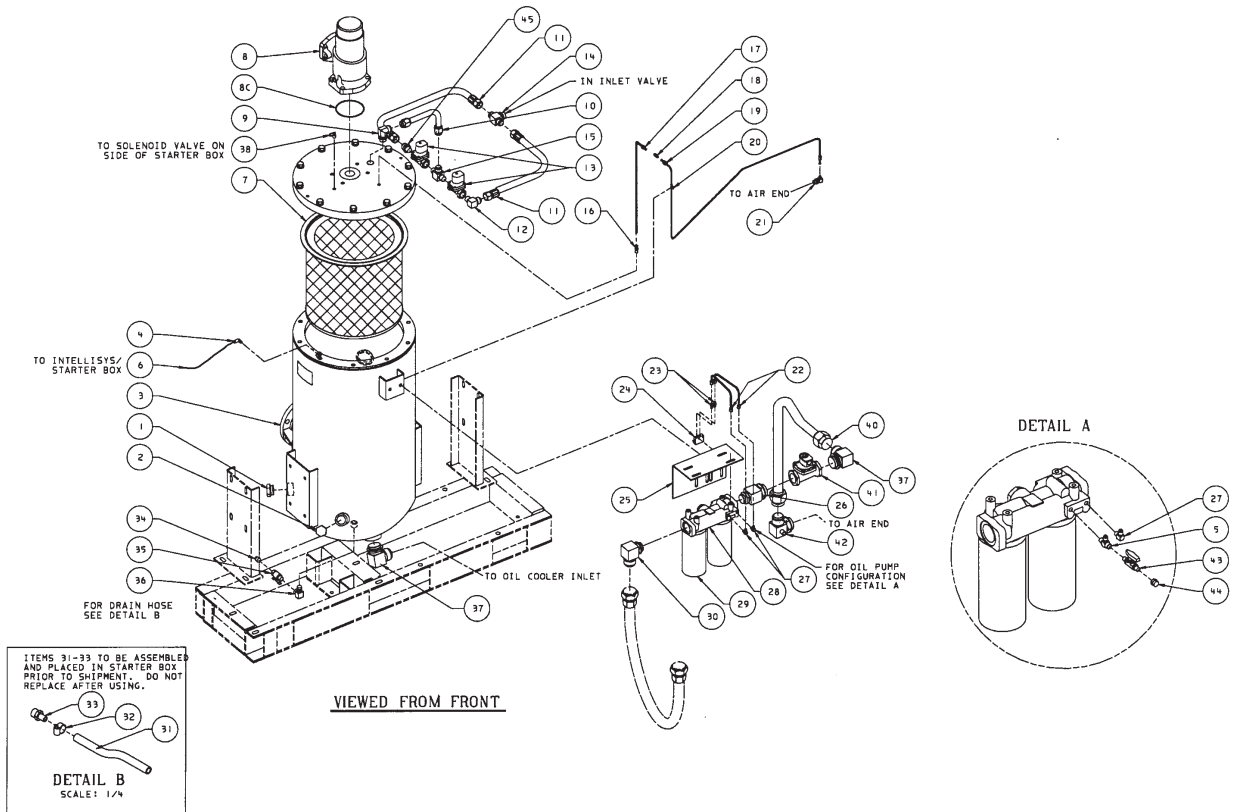
Item	CCN	Qty	Description
29	39911631	2	ELEMENT, OIL FILTER
30	39481460	1	ELBOW
31	39137518	1	HOSE
32	95220844	1	CLAMP, HOSE
33	39137542	1	CONNECTOR
34	95387361	1	PLUG
35	39105739	1	VALVE, BALL TANK DRAIN
36	39477526	1	ELBOW
37	39140512	1	ELBOW
38	39155478	1	PLUG
39	39829833	1	TUBE, OIL FILTER OUT
40	39140512	1	ELBOW
41	39318217	1	VALVE, OIL STOP NEMA 1
	39318225	1	VALVE, OIL STOP NEMA 4
	39318258	1	VALVE, OIL STOP NEMA 1 (200 PSIG UNIT ONLY)
	39318266	1	VALVE, OIL STOP NEMA 4 (200 PSIG UNIT ONLY)
42	54430830	1	MANIFOLD, IN AIREND
43	95939971	1	TEE
44	39124813	X	TUBING, NYLON
*	39123898		HOSE, FLEX

NOTES:

1. FASTENERS SUCH AS NUTS, BOLTS, AND SCREWS ARE LISTED AS SUB-ITEMS (EXAMPLE: 24A).
 2. ROTATE 180° FOR WATERCOOLED UNITS.
- X - ORDER PER NUMBER OF INCHES REQUIRED.
* - NOT ILLUSTRATED

TABLE A ORIFICE FITTING, OIL FILTER OUT TO OIL STOP VALVE		
39300900 (STD.)	39301999 (.875)	39307939 (.625)
XFE250-2S, AIRCOOLED	EPE250-2S, AIR COOLED	XFE250-2S, WATER COOLED
XFE300-2S, AIR & WATER COOLED	EPE300-2S, WATER COOLED	EPE250-2S, WATER COOLED
EPE300-2S, AIR COOLED	HPE300-2S, AIR & WATER COOLED	HPE250-2S, AIR & WATER COOLED
	HXPE300-2S, AIR & WATER COOLED	HXPE250-2S, AIR & WATER COOLED

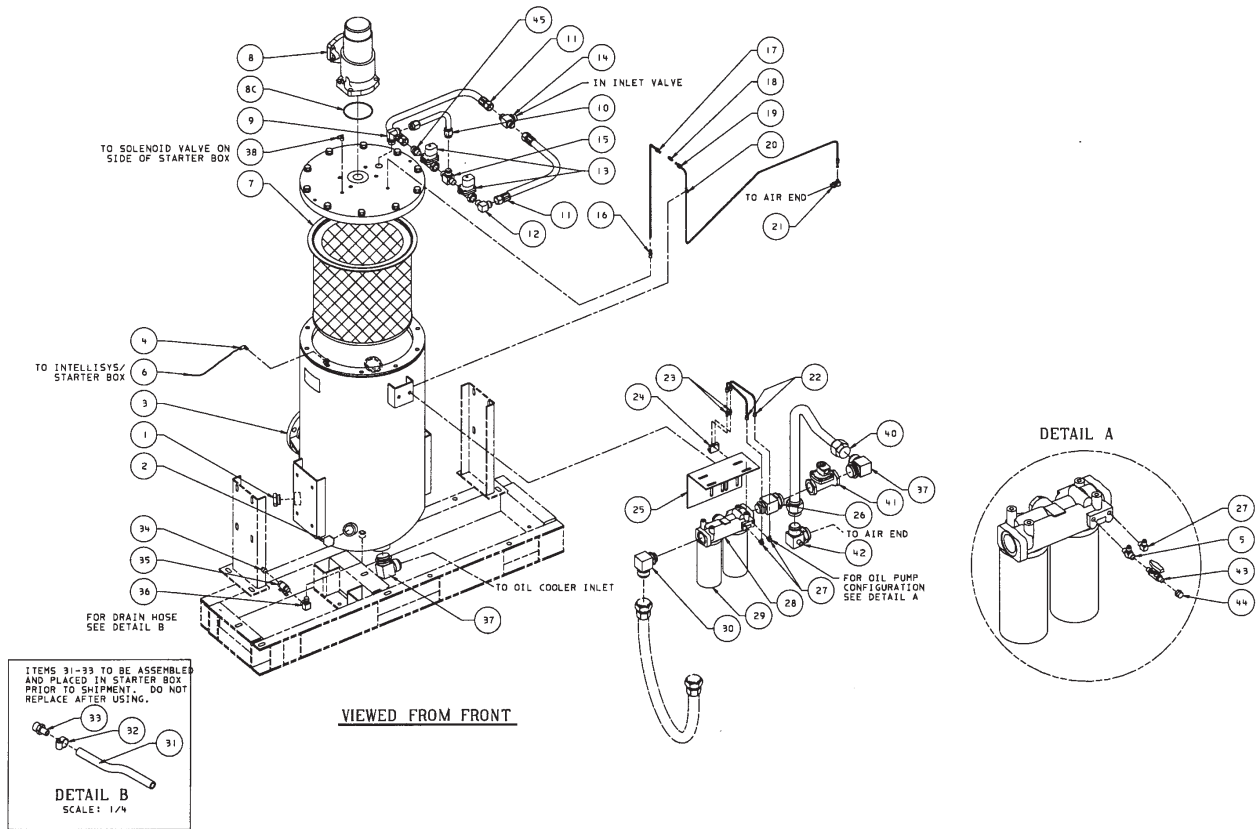
SEPARATOR TANK ASSEMBLY 350-500 HP ASSEMBLY DRAWING AND PARTS LIST



39825245
REV 15

Item	CCN	Qty	Description	Item	CCN	Qty	Description
1	39476916	1	SIGHT GLASS	15	39499744	1	MANIFOLD, BLOWDOWN
1A	39406996	1	O-RING, SIGHT GLASS	16	39417118	1	ADAPTER, SCAVENGE TUBE
2	39478953	1	PLUG, OIL FILL	17	39871694	1	TUBE, TANK SCAVENGE
3	42406066	1	TANK, SEPARATOR (ASME/CANADIAN)	18	39322748	1	ORIFICE, SCAVENGE
	42406074	1	TANK, SEPARATOR (AUSTRALIAN)	19	39841481	1	TUBE, SCAVENGE TO AIREND
	42406082	1	TANK, SEPARATOR 200PSI (ASME/CANADIAN)	20	39195078	1	CLIP, TUBE
4	39155478	1	ELBOW	20A	39133145	1	SCREW
	95937694	1	ELBOW	21	39490230	1	ELBOW
5	95939971	1	TEE	22	39545942	2	TUBE, OIL DELTA P
6	39124813	1	TUBING, NYLON	23	95937579	2	ADAPTER
	39123898	1	HOSE	24	39246012	1	SWITCH, OIL DELTA P
7	39890678	1	ELEMENT, SEPARATOR	24A	39178827	1	SCREW
8	39801253	1	VALVE, MINIMUM PRESSURE CHECK	25	39798004	1	SUPPORT, OIL FILTER
8A	39179403	4	STUD	25A	39128509	2	SCREW, SUPPORT TO TANK
8B	95423687	4	NUT	26	SEE TABLE A	1	CONNECTOR, OIL FILTER OUT
8C	95060745	1	O-RING	27	95937686	2	ELBOW
9	95938171	1	ELBOW, TANK TO BLOWDOWN	28	39259676	1	FILTER, OIL
10	39872643	1	TUBE, BLOWDOWN	28A	39128467	4	SCREW
11	39572243	2	HOSE	29	39911631	2	ELEMENT, OIL FILTER
12	95937652	1	ELBOW, BLOWDOWN VALVE	30	39481460	1	ELBOW
13	39312897	2	VALVE, BLOWDOWN NEMA 1	31	39137518	1	HOSE
	39312905	2	VALVE, BLOWDOWN NEMA 4	32	95220844	1	CLAMP, HOSE
14	95947636	1	TEE	33	39137542	1	CONNECTOR

SEPARATOR TANK ASSEMBLY 350-500 HP ASSEMBLY DRAWING AND PARTS LIST



39825245
REV 15

X - ORDER PER NUMBER OF INCHES REQUIRED.

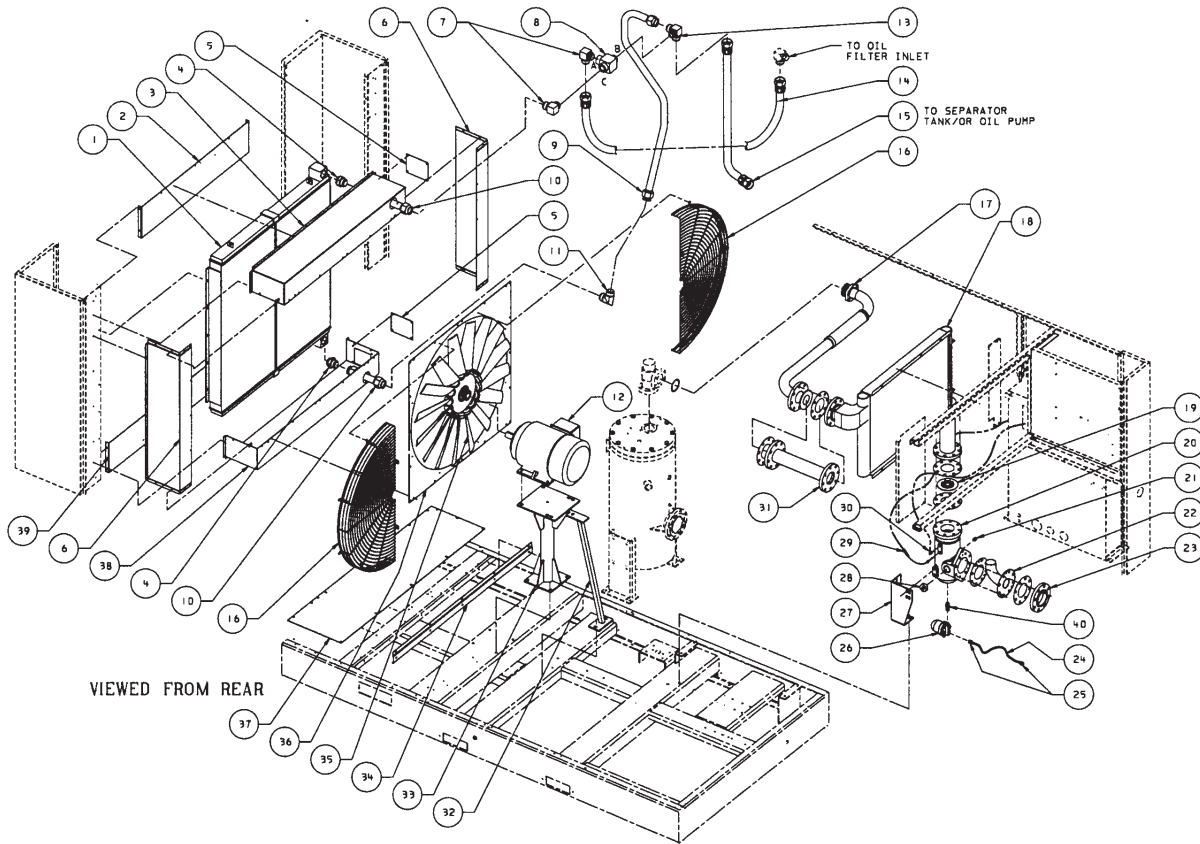
Item	CCN	Qty	Description
34	95387361	1	PLUG
35	39105739	1	VALVE, BALL TANK DRAIN
36	39477526	1	ELBOW
37	39140512	2	ELBOW
38	39155478	1	ELBOW
40	39829841	1	TUBE, OIL FILTER OUT
41	39318217	1	VALVE, OIL STOP NEMA 1
	39318225	1	VALVE, OIL STOP NEMA 4
	39318258	1	VALVE, OIL STOP NEMA 1 (200 PSI UNIT)
	39315266	1	VALVE, OIL STOP NEMA 4 (200 PSI UNIT)
42	54430830	1	MANIFOLD, IN AIREND (350HP)
	54418066	1	MANIFOLD, OIL (400, 450, 500 HP WITH INTERSTAGE PIPING)
43	39302039	1	VALVE, BALL
44	95947230	1	CAP
45	95937538	1	CONNECTOR

NOTES:

1. STANDARD FASTENERS SUCH AS NUTS, BOLTS, AND SCREWS ARE LISTED AS SUB-ITEMS (EXAMPLE: 24A).
2. ROTATE 180° FOR WATERCOOLED WITH AFTERCOOLER ONLY.

TABLE A ORIFICE FITTING, OIL FILTER OUT TO OIL STOP VALVE		
39300900 (STD.)	39301999 (.875)	39300900 (STD.)
XFE350-2S, AIR & WATER COOLED	EPE350-2S, WATER COOLED	XFE400-2S, AIR & WATER COOLED
EPE350-2S, AIR COOLED	HPE350-2S, WATER COOLED	EPE400-2S, AIR & WATER COOLED
HPE350-2S, AIR COOLED	HXPE350-2S, AIR & WATER COOLED	HPE400-2S, AIR & WATER COOLED
HXPE400-2S, AIR & WATER COOLED		XFE450-2S, AIR & WATER COOLED
HXPE450-2S, AIR & WATER COOLED		EPE450-2S, AIR & WATER COOLED
HXPE500-2S, AIR & WATER COOLED		HPE450-2S AIR & WATER COOLED
		XFE 500-2S AIR & WATER COOLED
		EPE 500-2S AIR & WATER COOLED
		HPE 500-2S AIR & WATER COOLED

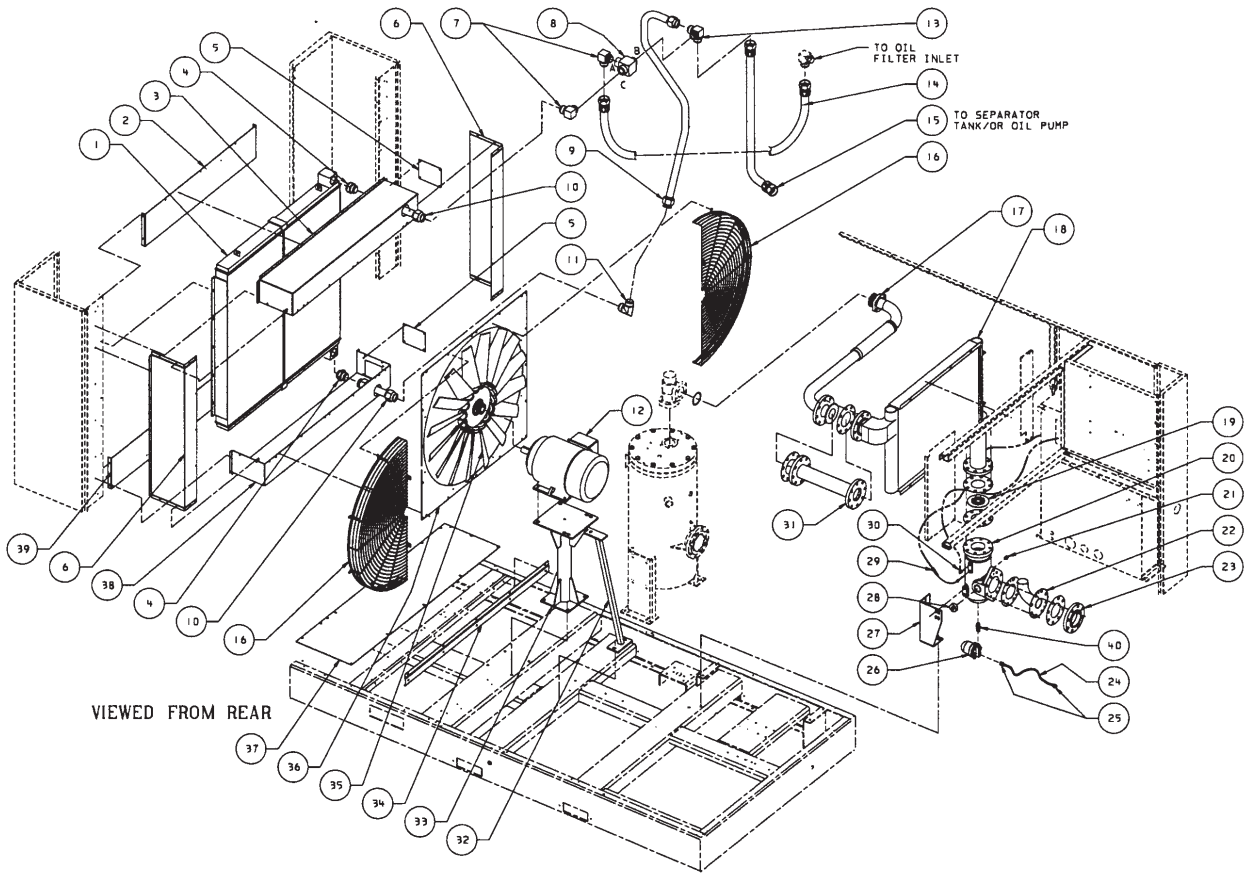
AIRCOOLED COOLER ASSEMBLY 250-300 HP ASSEMBLY DRAWING AND PARTS LIST



54402482
REV A

Item	CCN	Qty	Description	Item	CCN	Qty	Description
1	39801725	1	OILCOOLER (150 PSI)	12C	39116348	4	NUT
	39872304	1	OILCOOLER (200 PSI)	13	39313127	1	TEE, SIDE OUTLET
1A	39133152	10	SCREW	14	39572466	1	HOSE, 2.00 X 64.50
2	39803283	1	SUPPORT, RIGHT END TOP	15	39576723	1	HOSE, 2.00 X 75.00
2A	39133145	2	SCREW	16	54397757	2	GUARD, FAN (60 HZ)
3	39822721	1	SUPPORT, OILCOOLER TOP		54367370	2	GUARD, FAN (50 HZ)
3A	39133145	4	SCREW	16A	39133152	18	SCREW
4	39128632	2	CONNECTOR	17	39817796	1	TUBE, MPCV-AFTERCOOLER
5	39482369	2	COVER, OILCOOLER SUPPORT	17A	95022349	1	O-RING, MPCV-DISCHARGE PIPE
5A	39133145	8	SCREW	17B	95930723	4	BOLT
6	39803317	2	SUPPORT, OILCOOLER SIDE	17C	95929188	4	WASHER
6A	39133145	4	SCREW	17D	95929121	8	SCREW
7	39481460	2	ELBOW	17E	95923355	8	NUT
8	39481429	1	VALVE, THERMO CONTROL	18	39928544	1	AFTERCOOLER (150 PSI)
8A	39437652	1	ELEMENT, THERMO CONTROL VALVE		39928718	1	AFTERCOOLER (200 PSI)
8B	39412127	1	O-RING, BODY	18A	39452362	1	GASKET, 4.00 FLANGE
8C	95022257	1	O-RING, ELEMENT	18B	39133152	8	SCREW
9	39848783	1	TUBE, THERMO VALVE TO TEE	18C	95929188	8	LOCKWASHER
10	39481502	2	TUBE, OILCOOLER TO THERMO VALVE	18D	95934519	8	SCREW
11	39119219	1	ELBOW	19	39891171	1	ELEMENT, MOISTURE SEPARATOR
12	xxxxxxx	1	MOTOR, FAN	19A	39487434	2	GASKET, 3.50 INTERSTAGE
12A	95928958	4	BOLT	20	39928007	1	SHELL, MOISTURE SEPARATOR
12B	95234498	4	WASHER	21	95941811	1	PLUG

AIRCOOLED COOLER ASSEMBLY 250-300 HP ASSEMBLY DRAWING AND PARTS LIST

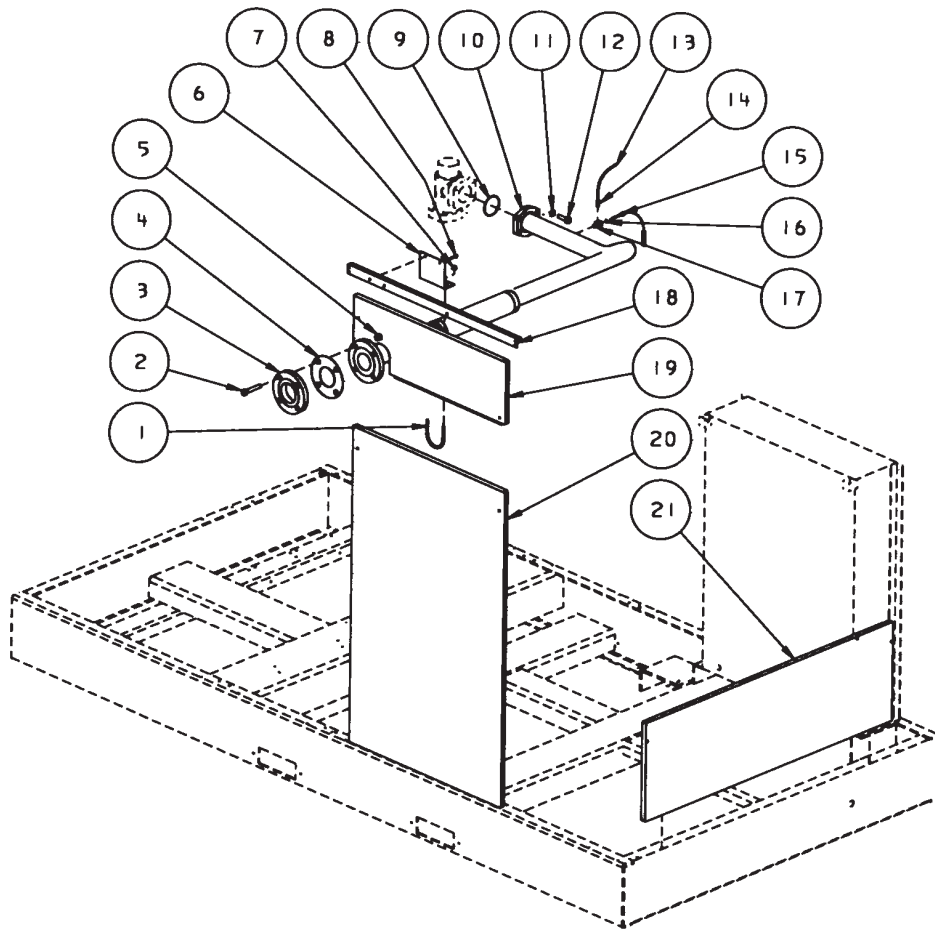


54402482
REV A

Item	CCN	Qty	Description	Item	CCN	Qty	Description
22	54393996	1	TUBE, SEPARATOR OUTLET		39858345	1	BRACE, FAN MOTOR SUPPORT (50 HZ)
22A	39925532	1	GASKET	32A	39178678	2	SCREW
22B	95823365	3	SCREW	33	39850854	1	SUPPORT, FAN MOTOR (60 HZ)
23	95282257	1	FLANGE, 4.00 SCREWED		39850557	1	SUPPORT, FAN MOTOR (50 HZ)
23A	39452362	1	GASKET	33A	39178686	4	SCREW
23B	95934519	8	BOLT	34	39823968	1	ANGLE, SUPPORT
23C	95929188	8	LOCKWASHER	34A	39133145	10	SCREW
24	39137518	X	TUBING	35	39850268	1	FAN, 48.00 (60 HZ)
25	39137542	2	CONNECTOR		39308572	1	FAN, 42.00 (50 HZ)
26	54421698	1	TRAP, MOISTURE SEPARATOR	36	54402441	1	PLATE, ORIFICE (60 HZ)
27	39928577	1	SUPPORT, MOISTURE SEPARATOR		54371935	1	PLATE, ORIFICE (50 HZ)
27A	95079612	2	SCREW	36A	39133145	16	SCREW
27B	35108372	2	BOLT	36B	95929017	16	WASHER
28	95928255	1	PLUG	37	39803333	1	PLATE, EXHAUST BOTTOM
29	39560628	1	SENSOR, TEMPERATURE	37A	39133145	16	SCREW
29A	39404157	1	O-RING	38	39822713	1	SUPPORT, OILCOOLER BOTTOM
30	39155478	1	ELBOW	38B	39133145	16	SCREW
31	39826011	1	TUBE, EXTENSION (EXT. PKG. ONLY)	39	39803291	1	SUPPORT, RIGHT END BOTTOM
31A	39452362	1	GASKET, FLANGE 4.00	39A	39133145	16	SCREW
31B	95929121	8	SCREW	40	54423280	1	ADAPTER, MOISTURE SEPARATOR TO TRAP
31C	95923355	8	NUT				
32	39851050	1	BRACE, FAN MOTOR SUPPORT (60 HZ)				

NOTES: STANDARD FASTENERS SUCH AS NUTS, BOLTS AND SCREWS ARE LISTED AS SUB-ITEMS (EXAMPLE: 1A)

AIR DISCHARGE ASSEMBLY 250-300 HP - NO AFTERCOOLER ASSEMBLY DRAWING AND PARTS LIST

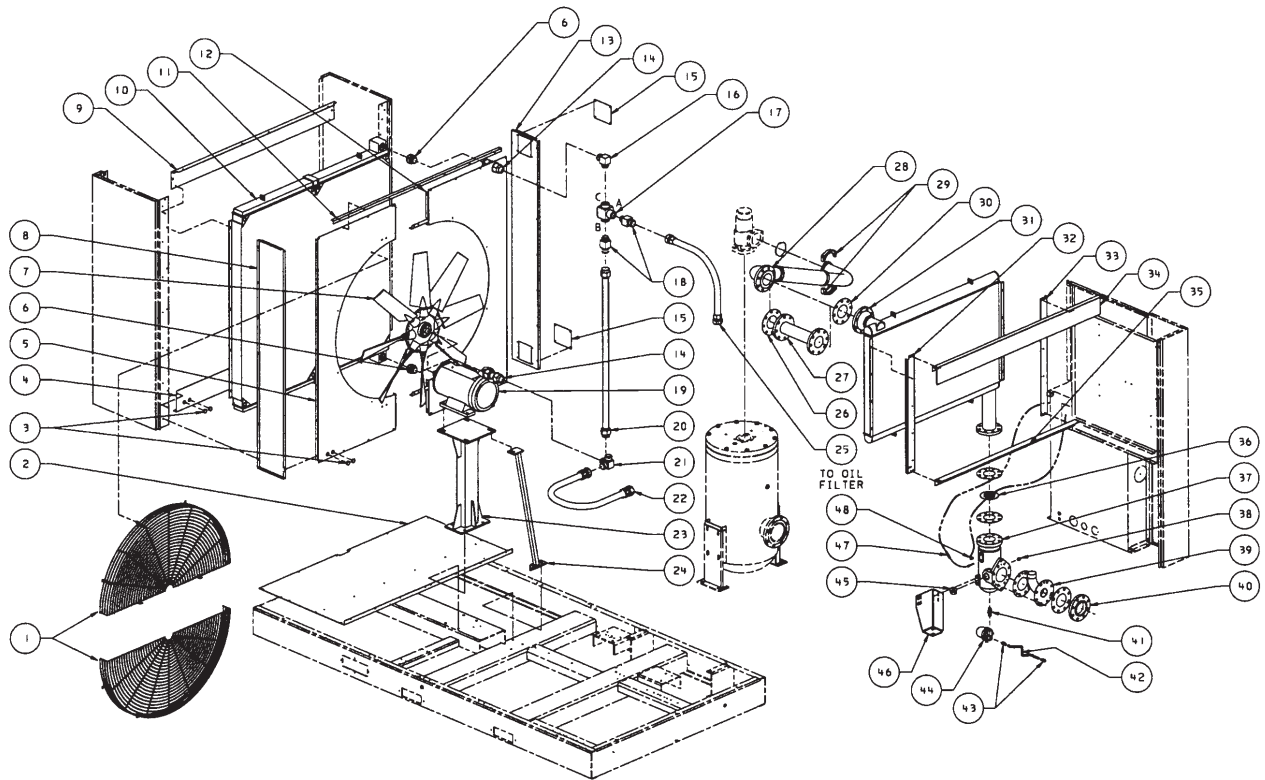


54416474
REV A

Item	CCN	Qty	Description	Item	CCN	Qty	Description
1	39177183	1	U-BOLT	14	39156393	1	ADAPTER
2	95929121	4	SCREW	15	39560628	1	SENSOR, CABLE
3	39483250	1	FLANGE, 3.00 NPT PLATED	16	39404157	1	O-RING
4	39454525	1	GASKET, FLANGE	17	39479761	1	TEE
5	95923355	4	LOCKNUT	18	39803804	1	ANGLE, SUPPORT BATT
6	39484431	1	BRACKET, PIPE SUPPORT	19	39807383	1	PANEL, REAR DISCHARGE
7	39128566	2	NUT	19A	39807482	1	FOAM, REAR DISCHARGE PANEL
8	39133152	2	SCREW	20	39807375	1	PANEL, REAR DISCHARGE
9	95060018	1	O-RING, MPCV	20A	39807466	1	FOAM, REAR DISCHARGE PANEL
10	39826193	1	PIPE, DISCHARGE	21	39807730	1	PANEL, LEFT END
11	95929188	4	WASHER	21A	39804372	1	FOAM, LEFT END PANEL
12	95930723	4	BOLT				
13	39124813	x	TUBING				

X - ORDER PER NUMBER OF INCHES REQUIRED.

AIRCOOLED COOLER ASSEMBLY 350-500 HP ASSEMBLY DRAWING AND PARTS LIST

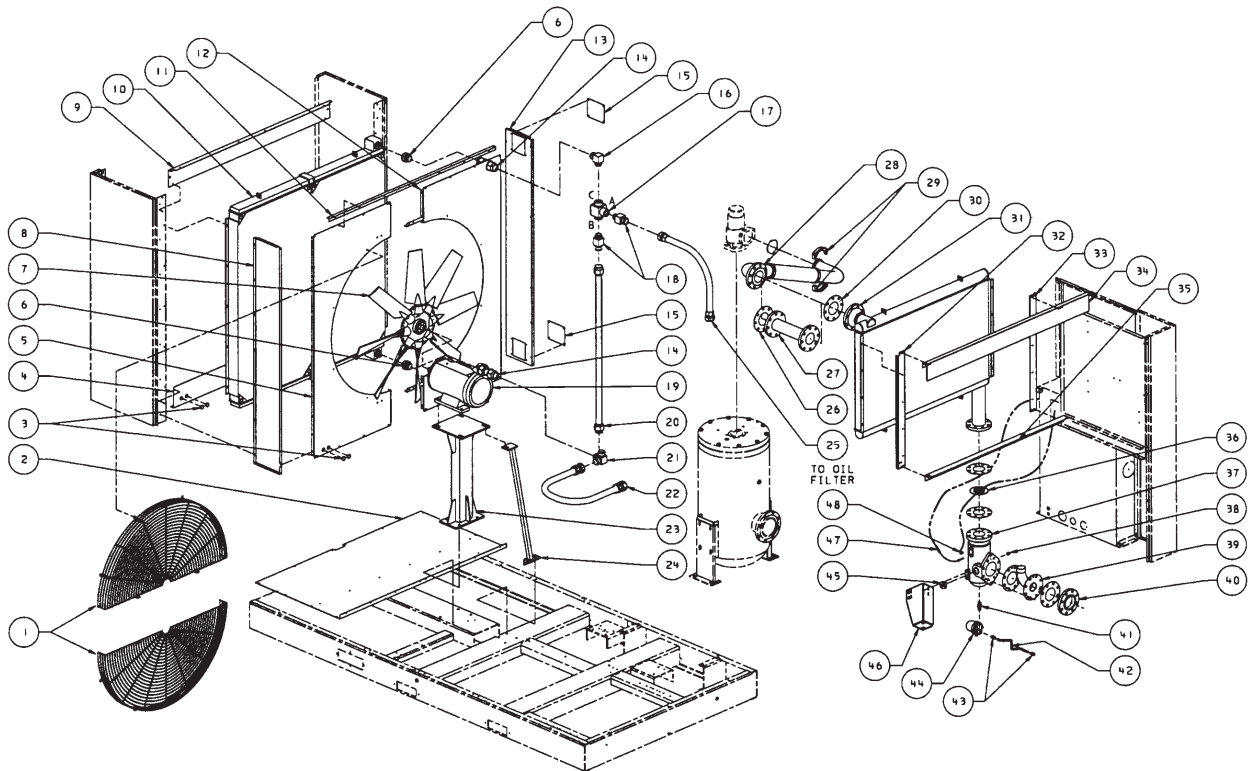


54405030
REV A

Item	CCN	Qty	Description	Item	CCN	Qty	Description
1	54390307	2	GUARD, FAN	12A	39133145	10	SCREW
1A	39133152	16	SCREW	13	39821830	1	SIDE, COOLER BOX FRONT
2	39821822	1	PLATE, BOTTOM EXHAUST	13A	39133145	12	SCREW
2A	39133145	8	SCREW	14	39493879	2	TUBE, OILCOOLER OUT-THERMO VALVE
3	39319728	4	PLUG, NYLON BLACK	15	39482369	2	COVER, OILCOOLER SUPPORT
4	39812573	1	ANGLE, LOWER COOLER	15A	39133145	8	SCREW
4A	39133145	4	SCREW	16	39481460	1	ELBOW - 350 HP UNITS
5	54402458	1	PLATE, LH ORIFICE		39140512	1	ELBOW - 400-500 HP UNITS
5A	39133145	10	SCREW	17	39834684	1	VALVE, THERMO VALVE - 400-500 HP UNITS
6	39128632	2	CONNECTOR		39207402	1	ELEMENT, THERMO VALVE - 400-500 HP UNITS
7	39918297	1	FAN, 56.00 (60 HZ)	17	39481429	1	VALVE, THERMO VALVE - 350 HP UNITS
	39858865	1	FAN, 56.00 (50 HZ)		39437652	1	ELEMENT, THERMO VALVE - 350 HP UNITS
8	39821855	1	SIDE, COOLER BOX REAR	18	39481486	2	CONNECTOR - 350 HP UNITS
8A	39133145	12	SCREW		39128632	2	CONNECTOR - 400-500 HP UNITS
9	39804026	12	ANGLE, UPPER COOLER	19	xxxxxxx	1	MOTOR, FAN
9A	39133145	10	SCREW	19A	95928958	4	SCREW
10	39801287	1	OILCOOLER	19B	39116348	4	NUT
10A	39178678	10	SCREW	19C	95234498	4	WASHER
11	39804018	1	ANGLE, UPPER ORIFICE	20	39812599	1	TUBE, 2.00 THERMO VALVE
11A	39133145	10	SCREW			1	PORT B TO OILCOOLER INLET - 350 HP UNITS
12	54402466	1	PLATE, RH ORIFICE				

AIRCOOLED COOLER ASSEMBLY 350-500 HP

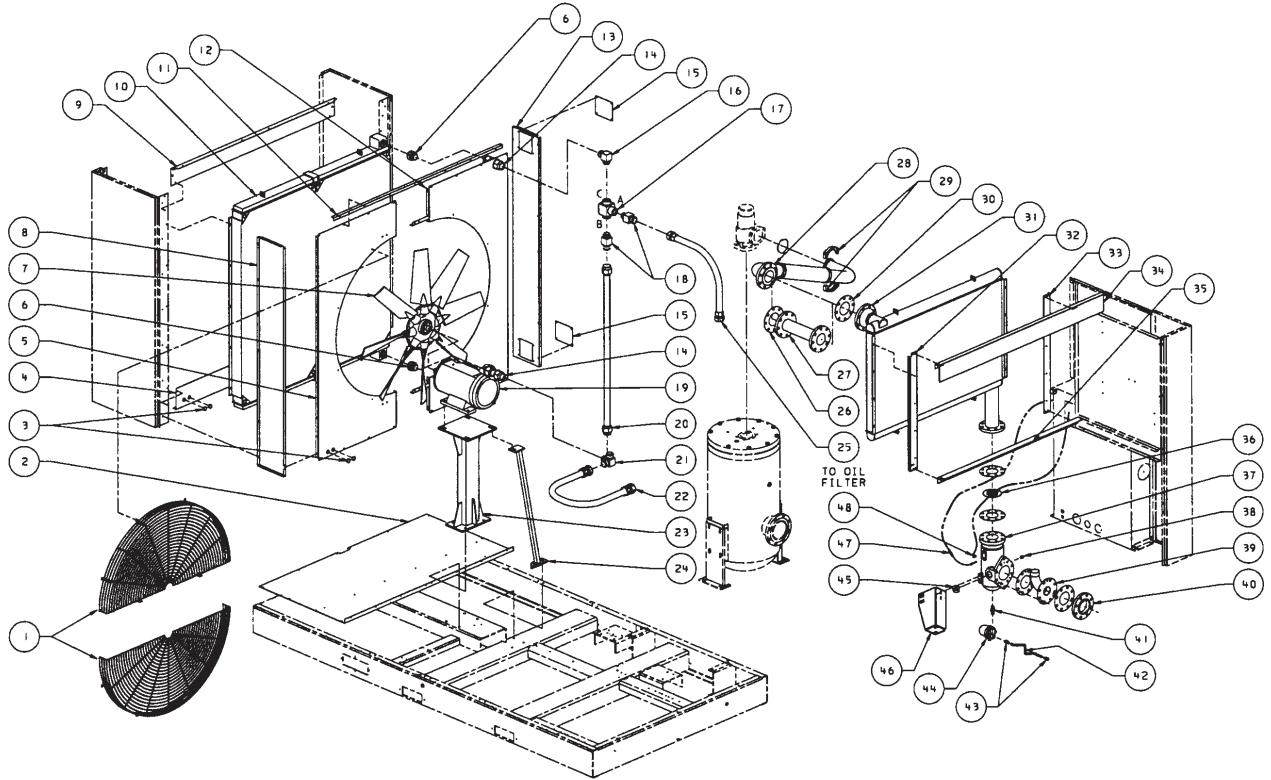
ASSEMBLY DRAWING AND PARTS LIST



54405030
REV A

Item	CCN	Qty	Description	Item	CCN	Qty	Description
	39878491	1	TUBE, 2.00 THERMO VALVE PORT B TO OILCOOLER INLET - 400-500 HP		39928726	1	AFTERCOOLER (200 PSI)
21	39481478	1	TEE	31A	39133145	8	SCREW
22	39572276	1	HOSE (WITHOUT PUMP)	31B	95929071	8	WASHER
	39573092	1	HOSE (WITH PUMP ONLY)	32	39850318	1	ANGLE, BYPASS
23	39851225	1	SUPPORT, FAN MOTOR	32A	39133145	4	SCREW
23A	39128517	4	BOLT	33	39850326	1	ANGLE, BYPASS
24	39851217	1	BRACE, FAN SUPPORT	33A	39133145	4	SCREW
24A	39178678	2	SCREW	34	39850300	1	ANGLE, BYPASS TOP
25	39572334	1	HOSE	34A	39133145	4	SCREW
26	39452362	1	GASKET, (EXTENDED PKG.)	35	39850334	1	ANGLE, BYPASS BOTTOM
27	39817051	1	TUBE, AFTERCOOLER (EXTENDED PKG.)	35A	39133145	4	SCREW
27A	95929121	8	BOLT, (EXTENDED PKG.)	36	39891171	1	ELEMENT, MOISTURE SEPARATOR
27B	95923355	8	LOCKNUT (EXTENDED PKG.)	36A	39487434	2	GASKET, 3.50 INTERSTAGE
28	39816756	1	PIPE, DISCHARGE MPV-AFTERCOOLER	36B	95934519	8	BOLT
28A	95934154	8	BOLT	36C	95929188	8	LOCKWASHER
28B	95923355	8	LOCKNUT	37	39928007	1	SHELL, MOISTURE SEPARATOR
29	39481593	2	FLANGE, SPLIT	38	95941811	1	PLUG
29A	39185442	4	BOLT	39	54393996	1	TUBE, SEPARATOR OUTLET
29B	95929188	4	WASHER	39A	39925532	1	GASKET, 4.0
29C	95060018	1	O-RING	39B	95823365	3	SCREW
30	39452362	4	GASKET	40	95282257	1	FLANGE
31	39928692	1	AFTERCOOLER (150 PSI)	40A	39452362	1	GASKET, 4.0
				40B	95934519	8	BOLT
				40C	95929188	8	LOCKWASHER

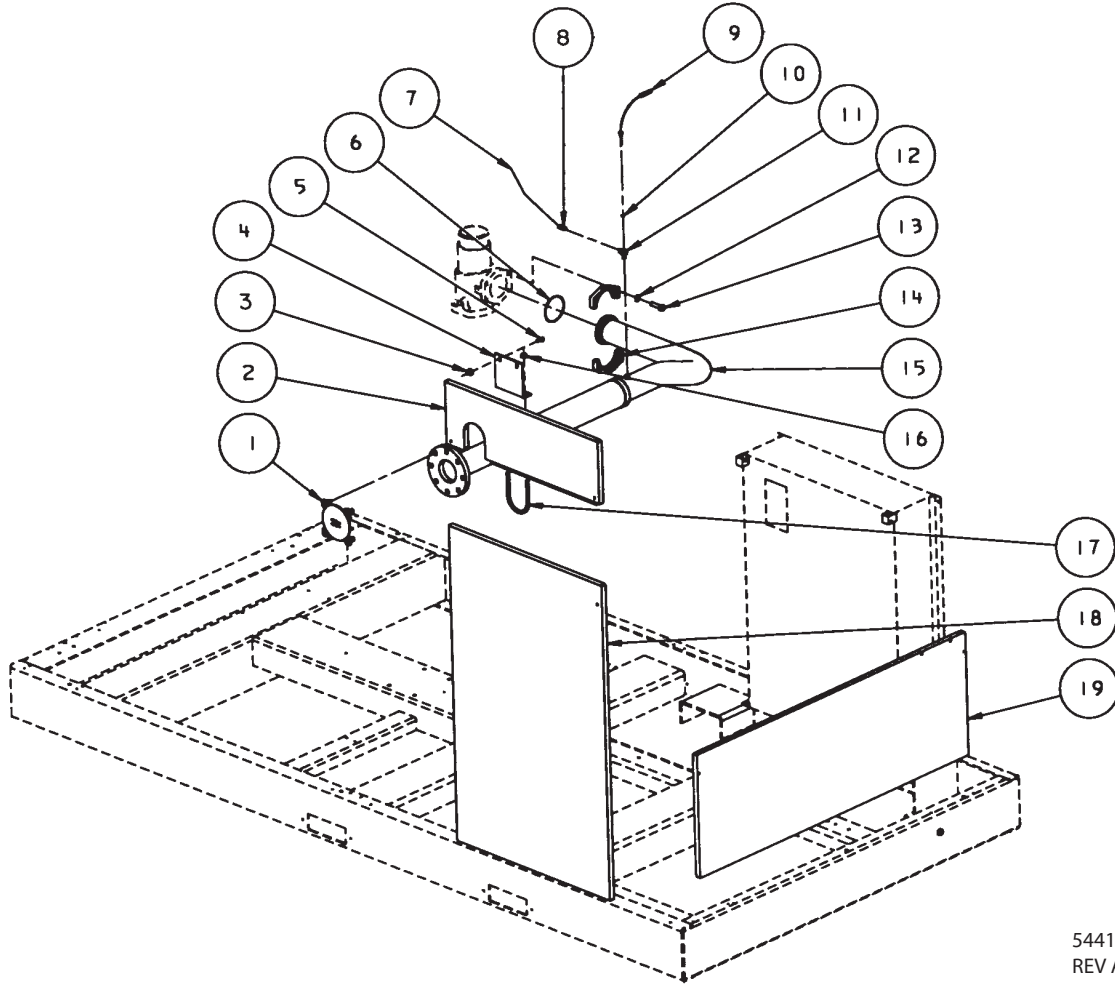
AIRCOOLED COOLER ASSEMBLY 350-500 HP ASSEMBLY DRAWING AND PARTS LIST



54405030
REV A

Item	CCN	Qty	Description	Item	CCN	Qty	Description
41	54423280	1	ADAPTER, MOISTURE SEPARATOR TO TRAP	NOTE: STANDARD FASTENERS SUCH AS NUTS, BOLTS, AND SCREWS ARE LISTED AS SUB-ITEMS (EXAMPLE: 1A).			
42	39137518	X	TUBING	X - ORDER PER NUMBER OF INCHES REQUIRED.			
43	39137542	2	CONNECTOR	FOR NO AFTERCOOLER OPTION SEE ASSEMBLY DRAWING 54417134			
44	54421698	1	TRAP, MOISTURE SEPARATOR	XXXXXXXX - FURNISH MOTOR PART NO. (STAMPED ON MOTOR NAMEPLATE)			
45	95928255	1	PLUG	WHEN ORDERING REPLACEMENT.			
46	39928577	1	SUPPORT, MOISTURE SEPARATOR				
46A	95079612	2	SCREW				
46B	35108372	1	BOLT				
47	39560628	1	SENSOR-TEMPERATURE				
47A	39404157	1	O-RING				
48	39155478	1	ELBOW				

AIR DISCHARGE ASSEMBLY 350-500 HP - NO AFTERCOOLER ASSEMBLY DRAWING AND PARTS LIST

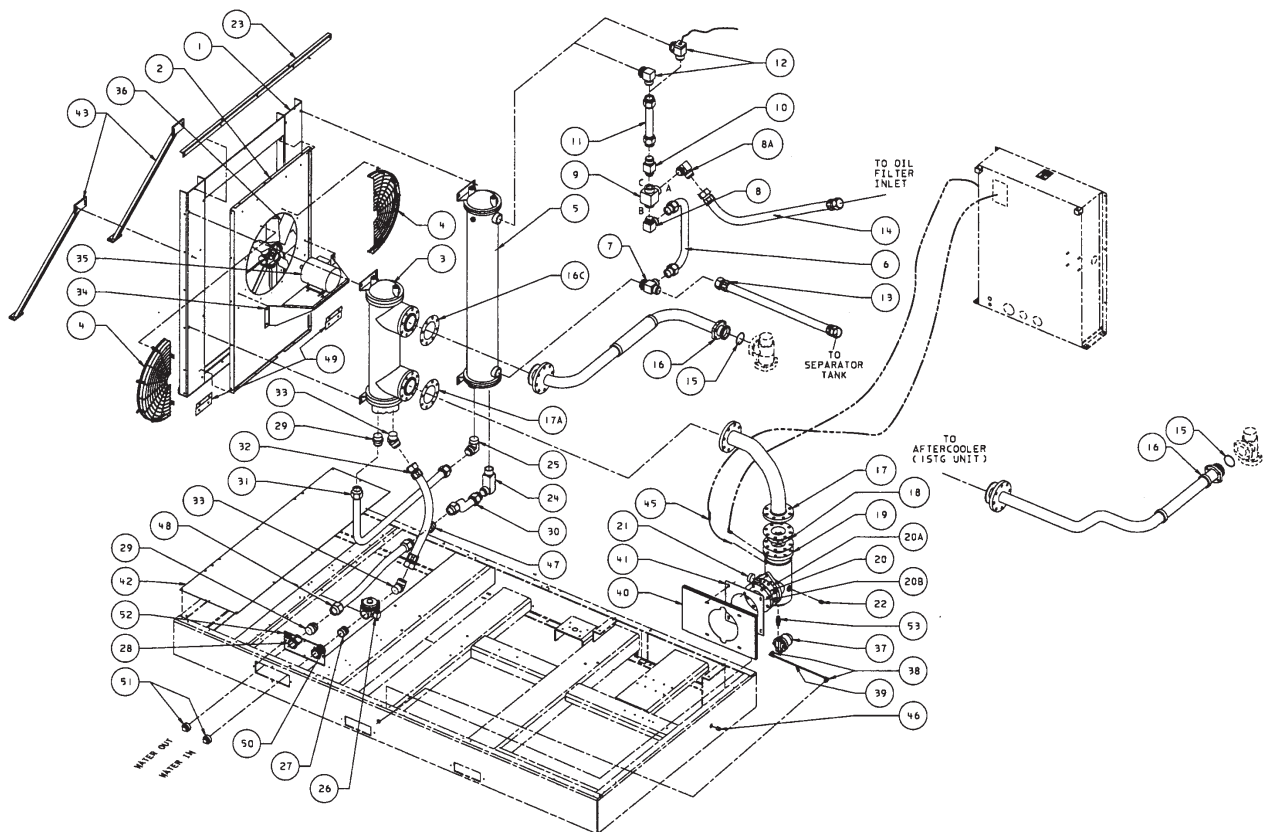


54417134
REV A

Item	CCN	Qty	Description	Item	CCN	Qty	Description
1	39123864	1	COVER	13	39185442	4	BOLT
2	39852553	1	PANEL, UPPER DISCHARGE,	14	39481593	2	FLANGE
2A	39857834	1	FOAM, UPPER DISCHARGE PANEL	15	39852561	1	PIPE, MPCV DISCHARGE
3	39128566	2	NUT	16	39116348	2	NUT
4	39810197	1	BRACKET, PIPE SUPPORT	17	39483789	1	U-BOLT
5	39128483	2	SCREW	18	39807375	1	PANEL, REAR DISCHARGE
6	95060018	1	O-RING, MPCV	18A	39807466	1	FOAM, REAR DISCHARGE PANEL
7	39124813	X	TUBING, NYLON	19	39803911	1	PANEL, BOTTOM, LEFT END, WATERCOOLED ONLY
8	39156393	1	ADAPTER	19A	39804703	1	FOAM, LEFT END
9	39541677	1	SENSOR, CABLE				
10	39404157	1	O-RING				
11	39479761	1	TEE				
12	95929188	4	WASHER				

X - ORDER PER PER NUMBER OF INCHES REQUIRED.

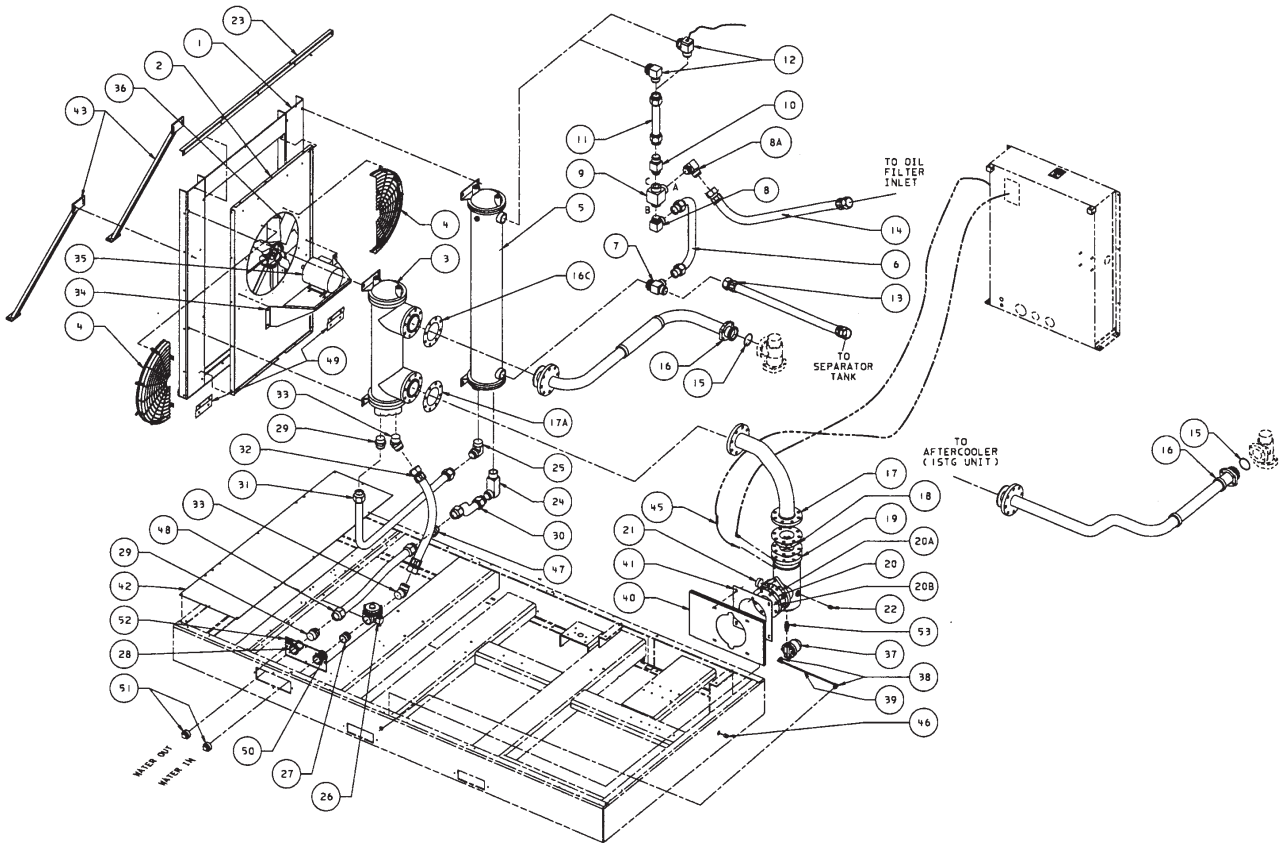
WATERCOOLED ASSEMBLY 250-300 HP ASSEMBLY DRAWING AND PARTS LIST



54364245
REV A

Item	CCN	Qty	Description	Item	CCN	Qty	Description
1	39804539	1	SUPPORT, COOLER		39483086	1	ELBOW (UNIT WITH CONTROL VALVE ONLY)
1A	39178678	4	SCREW	13	39572334	1	HOSE, 2.00 X 48.00 LG - 150 PSI
2	54380308	1	SUPPORT, ORIFICE		39224159	1	HOSE, 2.00 X 38.00 LG - 200 PSI
2A	39133145	15	SCREW	14	39572219	1	HOSE, 2.00 X 38.00 LG - 150 PSI
3	39803861	1	AFTERCOOLER		39224167	1	HOSE, 2.00 X 70.00 LG - 200 PSI
3A	39128509	4	SCREW	15	95022349	1	O-RING
3B	39116348	4	NUT	16	39825732	1	PIPE, MPCV TO AFTERCOOLER
4	54376678	2	GUARD, FAN	16A	95930723	4	BOLT
4A	39133152	8	SCREW	16B	95929188	4	LOCKWASHER
4B	95929071	8	WASHER	16C	39452362	1	GASKET (PIPE TO AFTERCOOLER)
5	39803853	1	OILCOOLER	16D	95930723	8	BOLT
5A	39128509	4	SCREW	17	39929666	1	TUBE, AFTERCOOLER TO MOISTURE SEPARATOR
5B	39116348	4	NUT	17A	39452362	1	GASKET
6	39805015	1	TUBE-THERMO VALVE TO OILCOOLER	17B	95930723	8	BOLT
7	95943023	1	TEE	18	39891171	1	ELEMENT, MOISTURE SEPARATOR
8	39481460	1	ELBOW	18A	39487434	2	GASKET, 3.50 INTERSTAGE
8A	39481460	1	ELBOW	18B	95934519	8	BOLT
9	39481429	1	VALVE, THERMO CONTROL	18C	95929188	8	LOCKWASHER
9A	39437652	1	ELEMENT, THERMO CONTROL VALVE	19	39928007	1	SHELL, MOISTURE SEPARATOR
9B	95022034	1	O-RING, BODY	20	54393996	1	TUBE, SEPARATOR OUTLET
9C	95022257	1	O-RING, ELEMENT	20A	39925532	1	GASKET, 4.0
10	39481486	1	CONNECTOR	20B	95823365	3	SCREW
11	39804943	1	TUBE, OILCOOLER TO THERMO VALVE				
12	39140512	1	ELBOW, W/O O-RING				

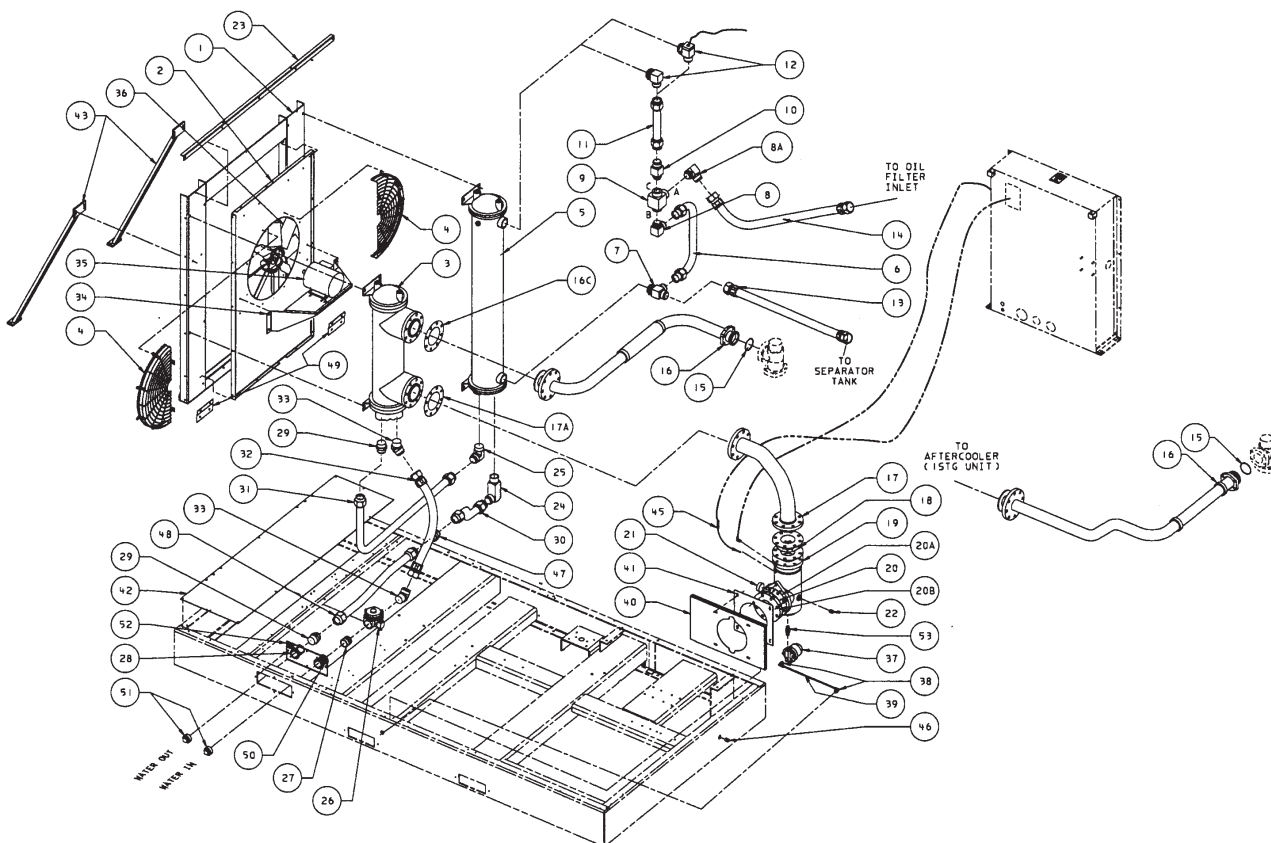
WATERCOOLED ASSEMBLY 250-300 HP ASSEMBLY DRAWING AND PARTS LIST



54364245
REV B

Item	CCN	Qty	Description	Item	CCN	Qty	Description
21	95941811	1	PLUG	39	39137518	X	TUBING
22	95928255	1	PLUG	40	39929567	1	SUPPORT, MOISTURE SEPARATOR
23	39803275	1	SUPPORT, TOP R.T. END		39930243	1	SUPPORT, MOISTURE SEPARATOR (EXTENDED UNITS)
23A	39178678	3	SCREW	40A	39133152	2	SCREW
24	95919114	1	ELBOW	40B	95929071	2	WASHER
25	95937678	1	ELBOW	41	39929559	1	PLATE, MOISTURE SEPARATOR
26	39482757	1	VALVE, WATER SHUTOFF SOLENOID	41A	39128483	4	SCREW
27	39181177	1	NIPPLE	41B	39128566	4	NUT
28	39482872	1	PLATE, COUPLING	41C	95916771	2	SCREW
28A	39133152	4	SCREW	42	39803333	1	PLATE, EXHAUST BOTTOM
29	95937561	2	CONNECTOR	43	39818265	2	BRACE, SUPPORT COOLERS
30	39824628	1	TUBE, OILCOOLER-WATEROUT	43A	39178678	8	SCREW
31	39804851	1	TUBE, AFTERCOOLER-OILCOOLER	44	39155478	1	ELBOW
32	39572029	1	HOSE, 26" WATERIN-AFTERCOOLER	45	39560628	1	SENSOR, TEMPERATURE
33	95946190	2	ELBOW, 45°	45A	39404157	1	O-RING
34	54376660	1	SUPPORT, FAN MOTOR	46	95928255	1	PLUG
34A	39178678	4	SCREW	47	95494019	1	UNION
35	XX	1	MOTOR, FAN	48	39824685	1	TUBE, WATER-OUT
35A	39130828	4	BOLT				
35B	39128558	4	NUT				
36	39197835	1	FAN, 24", 8 BLADE (60 HZ)				
	39262811	1	FAN, 24", 10 BLADE (50 HZ)				
37	54421698	1	TRAP, MOISTURE SEPARATOR				
38	39137534	2	ELBOW				

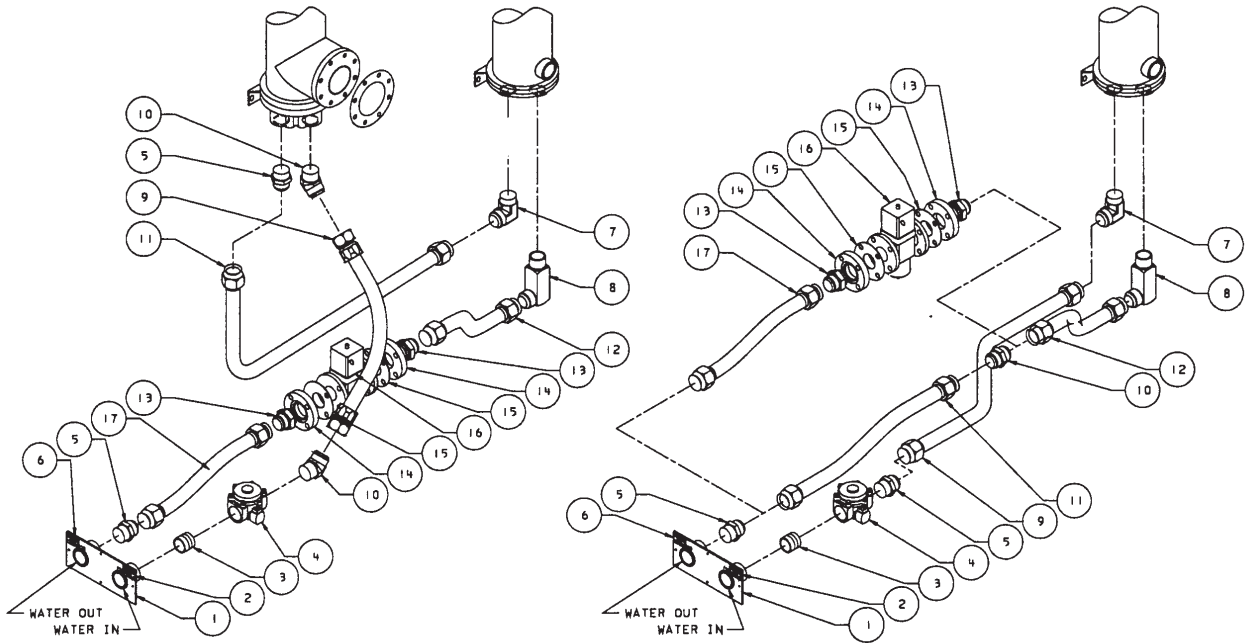
WATERCOOLED ASSEMBLY 250-300 HP ASSEMBLY DRAWING AND PARTS LIST



54364245
REV B

Item	CCN	Qty	Description	Item	CCN	Qty	Description
49	39558648	2	ANGLE, SUPPORT	NOTES: 1. STANDARD FASTENERS SUCH AS NUTS, BOLTS, AND SCREWS ARE LISTED AS SUB-ITEMS (EXAMPLE: 35A). X - ORDER PER NUMBER OF INCHES REQUIRED. XX - FURNISH MOTOR PART NO. (STAMPED ON MOTOR NAMEPLATE) WHEN ORDERING REPLACEMENT.			
49A	39133145	8	SCREW				
50	39541339	1	DECAL, WATER-IN				
51	95033627	2	PLUG				
52	39541321	1	DECAL, WATER-OUT				
53	54423280	1	ADAPTER, MOISTURE SEPARATOR TO TRAP				

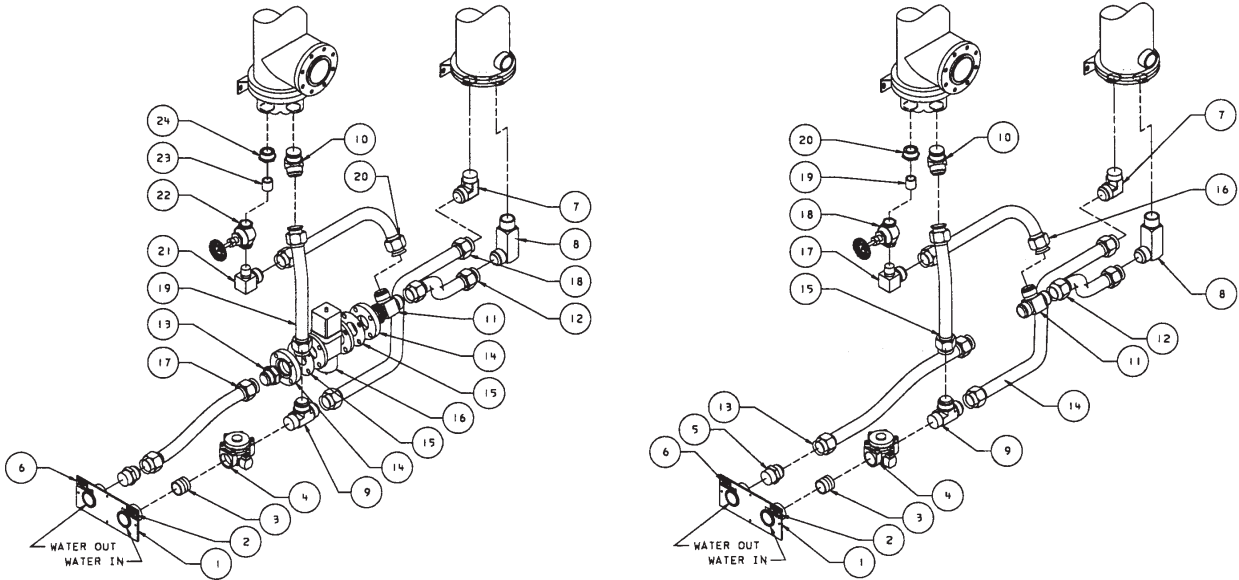
WATERCOOLED ASSEMBLY OPTIONS 250-300 HP ASSEMBLY DRAWING AND PARTS LIST



54364245
REV B

Item	CCN	Qty	Description	Item	CCN	Qty	Description
90° WITH CONTROL VALVE				90/115° NO AFTERCOOLER			
1	39482872	1	PLATE, COUPLING	1	39482872	1	PLATE, COUPLING
2	39541339	1	DECAL, WATER IN	2	39541339	1	DECAL, WATER IN
3	39181177	1	NIPPLE	3	39181177	1	NIPPLE
4	39482757	1	VALVE, WATER SHUTOFF	4	39482757	1	VALVE, WATER SHUTOFF
5	95937561	2	CONNECTOR	5	95937561	2	CONNECTOR
6	39541321	1	DECAL, WATER OUT	6	39541321	1	DECAL, WATER OUT
7	95937678	1	ELBOW	7	95937678	1	ELBOW
8	95919114	1	ELBOW	8	95919114	1	ELBOW
9	39572029	1	HOSE, 26", WATER IN TO AFTERCOOLER	9	39807334	1	TUBE, WATER IN TO OILCOOLER
10	95946190	2	ELBOW, 45°	10	95494019	1	UNION
11	39804851	1	TUBE, AFTERCOOLER TO OILCOOLER	11	39824685	1	TUBE, OILCOOLER TO WATER OUT
12	39824834	1	TUBE, OILCOOLER TO WATER CONTROL VALVE	12	39824628	1	TUBE, OILCOOLER TO CONTROL VALVE
13	39128632	2	CONNECTOR	90/115° NO AFTERCOOLER WITH CONTROL VALVE			
14	39493242	2	FLANGE	13	39128632	2	CONNECTOR
14A	95934519	8	BOLT	14	39493242	2	FLANGE
14B	95922910	8	LOCKNUT	14A	95934519	8	BOLT
14C	95929188	8	LOCKWASHER	14B	95922910	8	LOCKNUT
15	39476452	2	GASKET, FLANGE	14C	95929188	8	LOCKWASHER
16	39185053	1	VALVE, WATER CONTROL	15	39476452	2	GASKET, FLANGE
17	39824628	1	TUBE, CONTROL VALVE TO WATER OUT	16	39185053	1	VALVE, WATER CONTROL
				17	39824628	1	TUBE, CONTROL VALVE TO WATER OUT

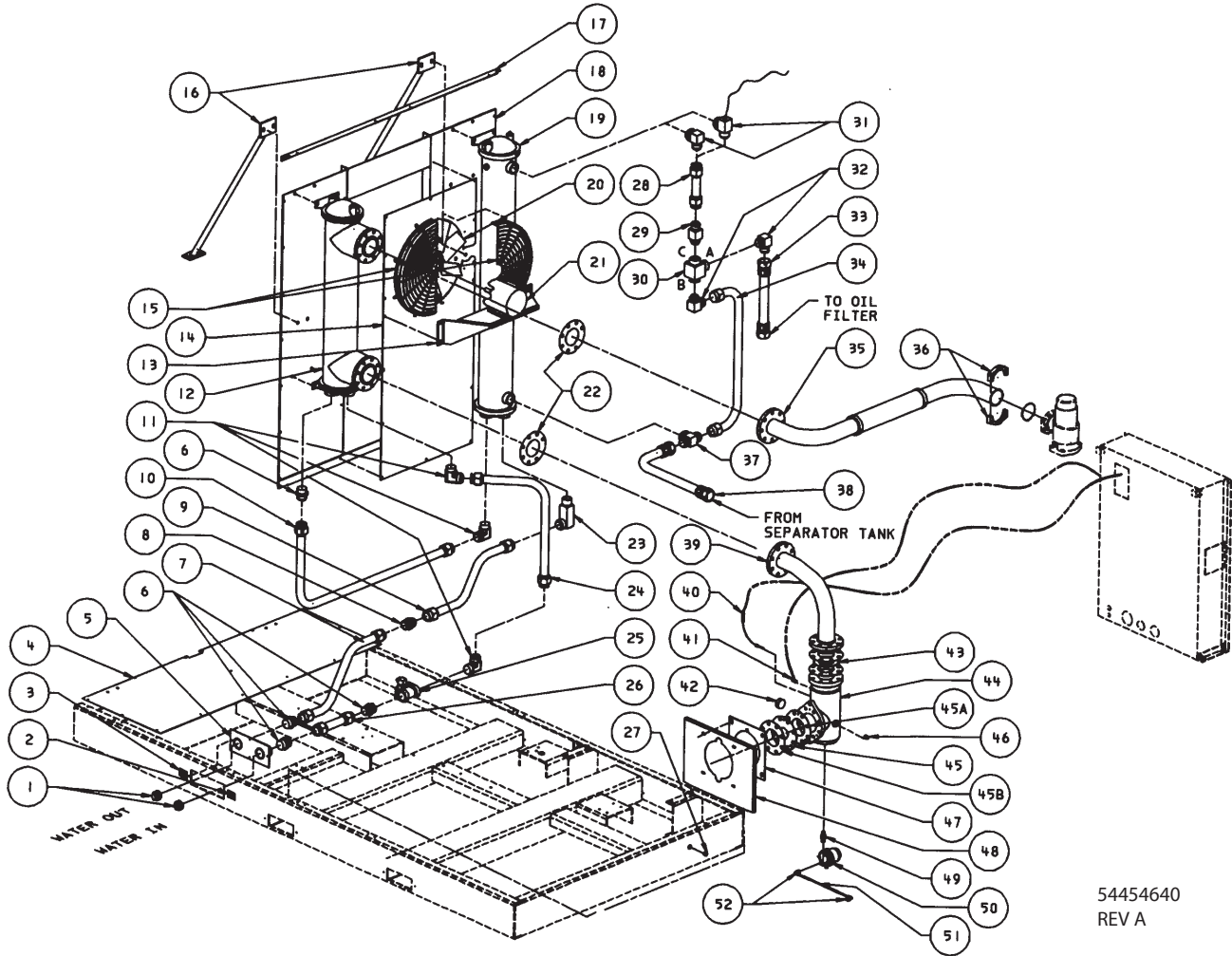
WATERCOOLED ASSEMBLY OPTIONS 250-300 HP ASSEMBLY DRAWING AND PARTS LIST



54364245
REV B

Item	CCN	Qty	Description	Item	CCN	Qty	Description
115° WITH CONTROL VALVE							
1	39482872	1	PLATE, COUPLING				
2	39541339	1	DECAL, WATER IN				
3	39181177	1	NIPPLE				
4	39482757	1	VALVE, WATER SHUTOFF				
5	95937561	1	CONNECTOR				
6	39541321	1	DECAL, WATER OUT				
7	95937678	1	ELBOW				
8	95919114	1	ELBOW				
9	95645123	1	TEE				
10	95946190	2	ELBOW, 45°				
11	39482476	1	TEE				
12	39824628	1	TUBE, OILCOOLER TO CONTROL VALVE				
13	39128632	2	CONNECTOR				
14	39493242	2	FLANGE				
14A	95934519	8	BOLT				
14 B	95922910	8	LOCKNUT				
14C	95929188	8	LOCKWASHER				
15	39476452	2	GASKET, FLANGE				
16	39185053	1	VALVE, WATER CONTROL				
17	39824628	1	TUBE, CONTROL VALVE TO WATER OUT				
18	39804901	1	TUBE, WATER IN TO OILCOOLER				
19	39804877	1	TUBE, WATER IN TO AFTERCOOLER				
20	39824701	1	TUBE, AFTERCOOLER TO TEE OUT				
21	39495403	1	ELBOW				
				22	95067203	1	VALVE, GLOBE
				23	39181185	1	NIPPLE
				24	39181193	1	BUSHING
115° WITHOUT CONTROL VALVE							
1	39482872	1	PLATE, COUPLING				
2	39541339	1	DECAL, WATER IN				
3	39181177	1	NIPPLE				
4	39482757	1	VALVE, WATER SHUTOFF				
5	95937561	1	CONNECTOR				
6	39541321	1	DECAL, WATER OUT				
7	95937678	1	ELBOW				
8	95919114	1	ELBOW				
9	95645123	1	TEE				
10	95946190	1	ELBOW, 45°				
11	39119227	1	TEE				
12	39824628	1	TUBE, OILCOOLER TO CONTROL VALVE				
13	39824693	1	TUBE, CONTROL VALVE TO WATER OUT				
14	39804901	1	TUBE, WATER IN TO OILCOOLER				
15	39804877	1	TUBE, WATER IN TO AFTERCOOLER				
16	39824701	1	TUBE, AFTERCOOLER TO TEE OUT				
17	39495403	1	ELBOW				
18	95067203	1	VALVE, GLOBE				
19	39181185	1	NIPPLE				
20	39181193	1	BUSHING				

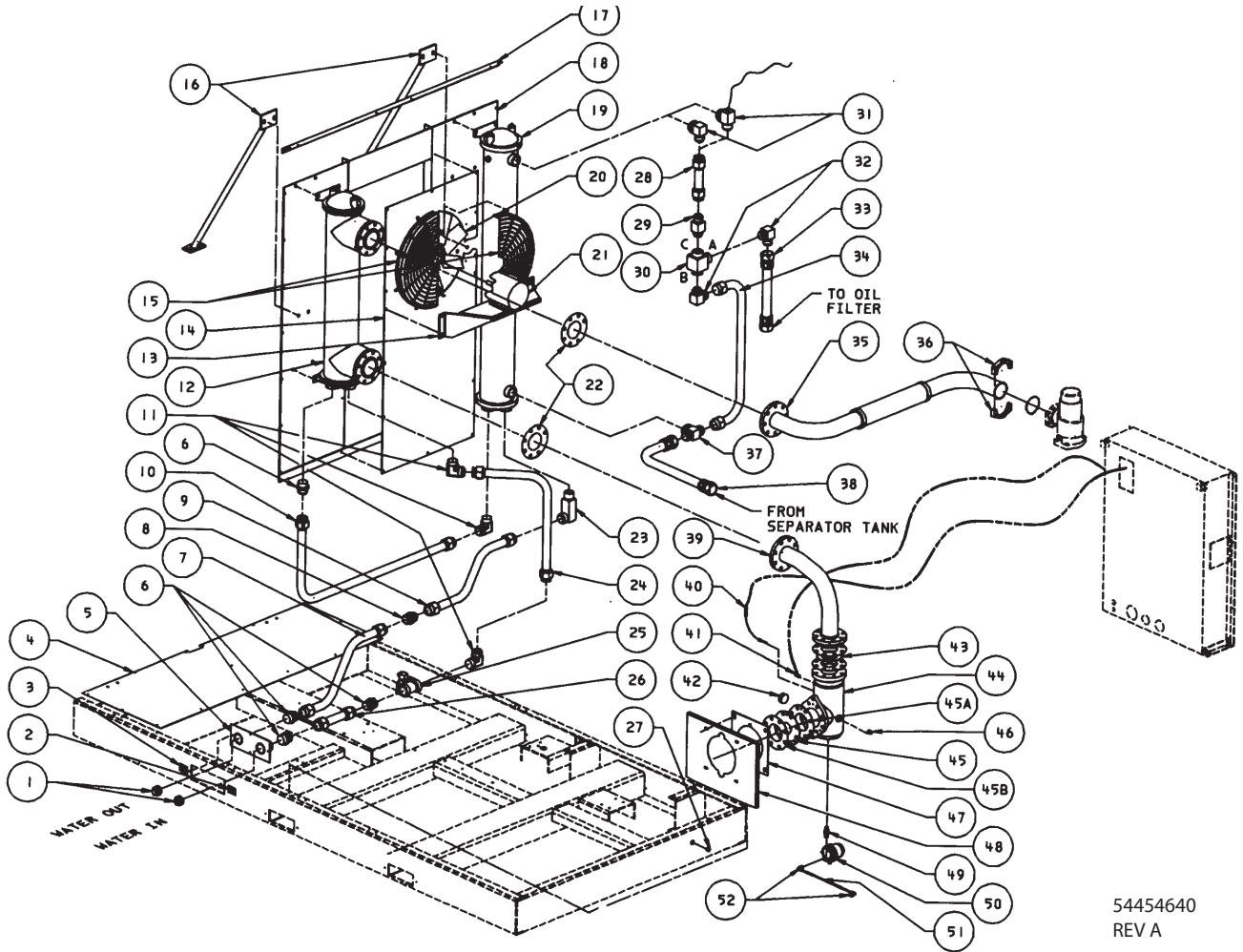
WATERCOOLED ASSEMBLY 300-500 HP - 90° ASSEMBLY DRAWING AND PARTS LIST



54454640
REV A

Item	CCN	Qty	Description	Item	CCN	Qty	Description
1	95033627	2	PLUG	14	54380316	1	SUPPORT, ORIFICE
2	39541339	1	DECAL, WATER IN	14A	39133145	15	SCREW
	39569058	1	DECAL, WATER IN (SPANISH)	15	54376678	2	GUARD, FAN
	39854898	1	DECAL, WATER IN (PORTUGUESE)	15A	39133152	10	SCREW
3	39541321	1	DECAL, WATER OUT	15B	95929071	10	WASHER
	39569066	1	DECAL, WATER OUT (SPANISH)	16	39812946	2	BRACE, WATER COOLER SUPPORT
	39854914	1	DECAL, WATER OUT (PORTUGUESE)	16A	39116330	8	BOLT
4	39804778	1	PLATE, BOTTOM EXHAUST	16B	39116348	8	NUT
4A	39801584	1	SCREW	17	39804786	1	ANGLE, UPPER
5	39482872	1	PLATE, COUPLING	18	39804752	1	SUPPORT, COOLERS
5A	39133152	4	SCREW	18A	39178678	4	SCREW
6	95937561	4	CONNECTOR	19	39804745	1	OILCOOLER
7	39836457	1	TUBE, OILCOOLER OUTLET TO CONNECTOR	19A	39128509	4	SCREW
8	95494019	1	UNION	19B	39116348	4	NUT
9	39836432	1	TUBE, CONNECTOR TO BASE OUT	20	39197835	1	FAN, 24", 8 BLADE (60 HZ)
10	39805338	1	TUBE, AFTERCOOLER OUT TO OILCOOLER INLET		39262811	1	FAN, 24", 10 BLADE (50 HZ)
11	95937678	3	ELBOW	21	xxxxxxx	1	MOTOR, FAN (SEE NOTE 3)
12	39801584	1	AFTERCOOLER	21A	39130828	4	SCREW
12A	39128509	4	SCREW	21B	39128558	4	NUT
12B	39116348	4	NUT	22	39452362	2	GASKET, 4.00
13	54376660	1	SUPPORT, FAN MOTOR	23	95919114	1	ELBOW
13A	39178678	4	SCREW	24	39805346	1	TUBE, WATER VALVE TO AFTERCOOLER INLET

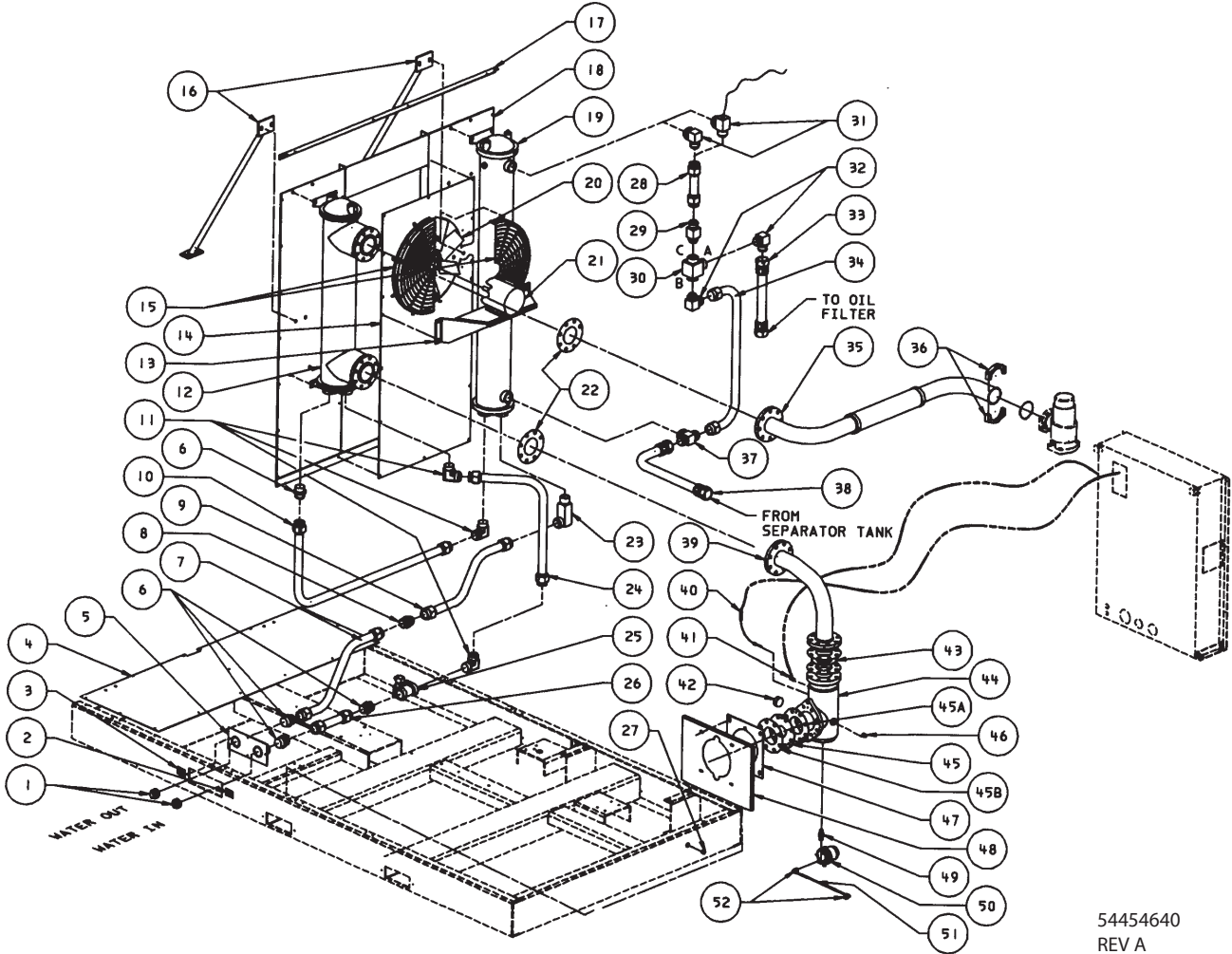
WATERCOOLED ASSEMBLY 300-500 HP - 90° ASSEMBLY DRAWING AND PARTS LIST



54454640
REV A

Item	CCN	Qty	Description	Item	CCN	Qty	Description
25	39482757	11	VALVE, WATER SHUTOFF SOLENOID	35	39825666	1	PIPE, MPCV TO AFTERCOOLER
25A	39479555	1	CONNECTOR, CONDUIT	36	39481593	2	FLANGE, 4-BOLT SPLIT
26	39483060	1	TUBE, BASE IN TO WATER VALVE INLET	36A	95060018	1	O-RING
27	95928255	1	PLUG	36B	39185442	4	BOLT
28	39483201	1	TUBE, OILCOOLER TO THERMO VALVE PORT "C"	36C	95929188	4	WASHER
29	39481486	1	CONNECTOR - 350 HP UNITS	37	95943023	1	TEE
	39128632	1	CONNECTOR - 400-500 HP UNITS	38	39572367	1	HOSE (TANK TO COOLER MANIFOLD)
30	39481429	1	VALVE, THERMO - 350 HP UNITS	39	39929666	1	TUBE, AFTERCOOLER TO MOISTURE SEPARATOR
	39437652	1	ELEMENT, THERMO VALVE - 350 HP UNITS	39A	95930723	8	BOLT
	95022034	1	O-RING, BODY - 350 HP UNITS	40	39560628	1	SENSOR, TEMPERATURE
	95022257	1	O-RING, ELEMENT - 350 HP UNITS	40A	39404157	1	O-RING
30	39834684	1	VALVE, THERMO - 400-500 HP UNITS	41	39155478	1	ELBOW
	39207402	1	ELEMENT, THERMO VALVE - 400-500 HP UNITS	42	95941811	1	PLUG
31	39140512	1	ELBOW	43	39891171	1	ELEMENT, MOISTURE SEPARATOR
	39483086	1	ELBOW (UNIT WITH CONTROL VALVE ONLY)	43A	39487434	2	GASKET, 3.50 INTERSTAGE
32	39481460	2	ELBOW - 350 HP UNITS	43B	95934519	8	BOLT
	39140512	2	ELBOW - 400-500 HP UNITS	43C	95929188	8	LOCKWASHER
33	39572334	1	HOSE (PORT "A" TO OIL FILTER)	44	39928007	1	SHELL, MOISTURE SEPARATOR
34	39805494	1	TUBE, THERMO VALVE PORT "B" TO OILCOOLER INLET - 350 HP UNITS	45	54393996	1	TUBE, SEPARATOR OUTLET
	39878467	1	TUBE, THERMO VALVE PORT "B" TO OILCOOLER INLET - 400-500 HP UNITS	45A	39925532	1	GASKET, 4.0
				45B	95823365	3	SCREW
				46	95387361	1	PLUG

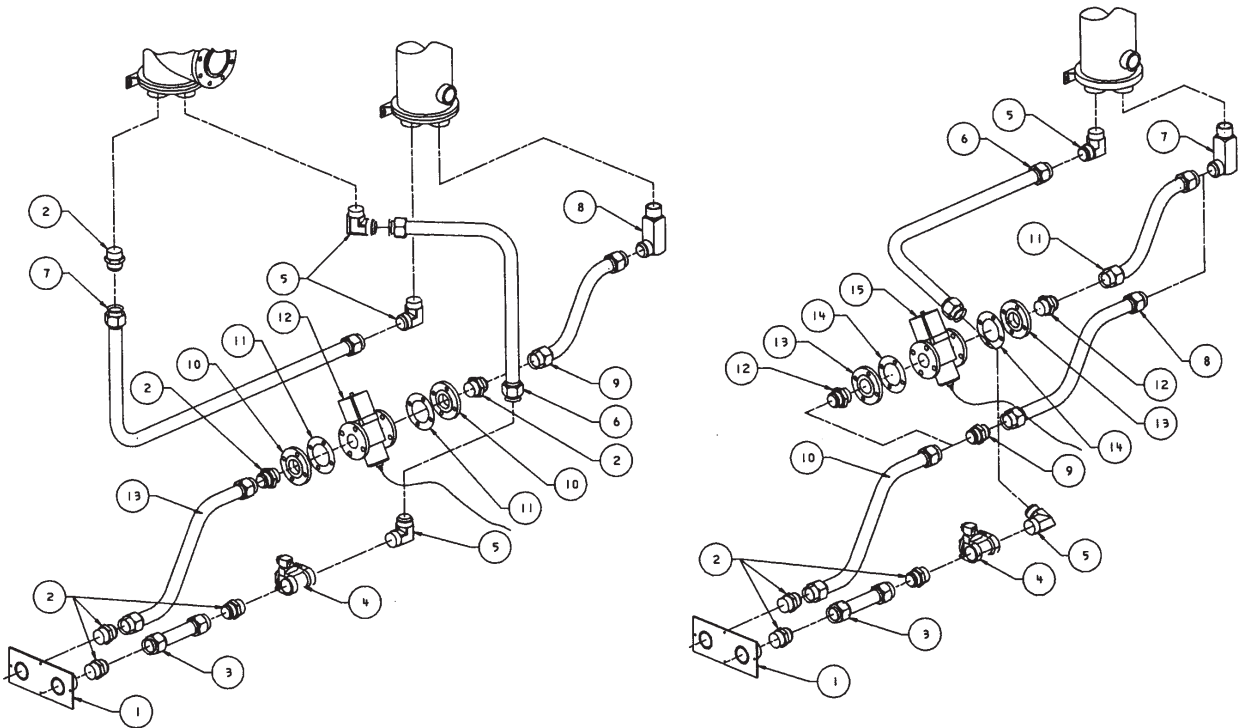
WATERCOOLED ASSEMBLY 300-500 HP - 90° ASSEMBLY DRAWING AND PARTS LIST



54454640
REV A

Item	CCN	Qty	Description	Item	CCN	Qty	Description
47	39929559	1	PLATE, MOISTURE SEPARATOR	NOTES: 1. STANDARD FASTENERS SUCH AS NUTS, BOLTS, AND SCREWS ARE LISTED AS SUB-ITEMS (EXAMPLE: 5A). 2. X - ORDER NUMBER OF INCHES REQUIRED. 3. XXXXXXXX FURNISH MOTOR PART NO. (STAMPED ON NAMEPLATE) WHEN ORDERING REPLACEMENT.			
47A	39128483	4	SCREW				
47B	39128566	4	NUT				
47C	95916771	2	SCREW				
48	39929278	1	SUPPORT, MOISTURE SEPARATOR				
48A	39133152	2	SCREW				
48B	95929071	2	WASHER				
49	54423280	1	ADAPTER, MOISTURE SEPARATOR TO TRAP				
50	54421698	1	TRAP, MOISTURE SEPARATOR				
51	39137518	X	TUBING				
52	39137534	2	ELBOW				

WATERCOOLED ASSEMBLY OPTIIONS 350-500 HP - 90° ASSEMBLY DRAWING AND PARTS LIST

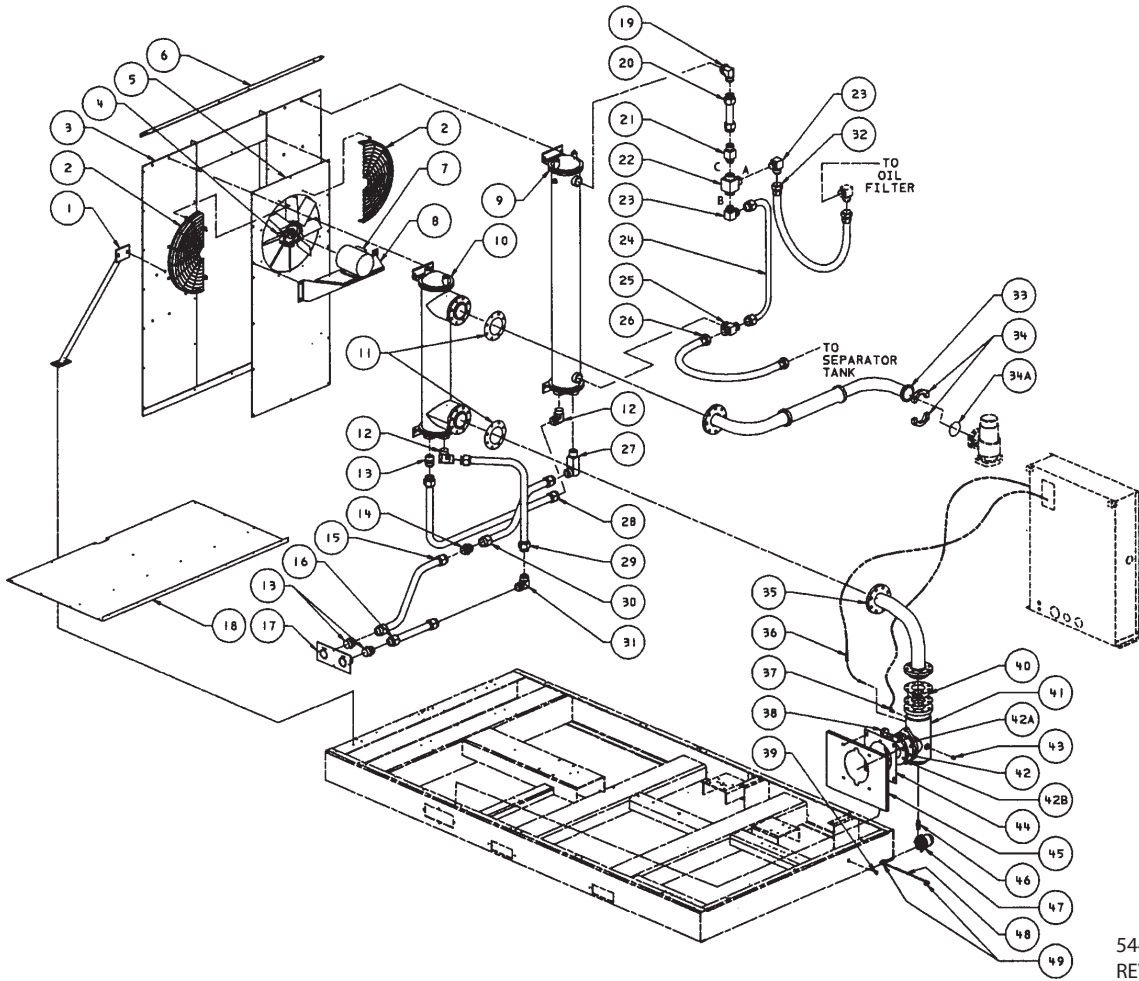


54454640
REV A

Item	CCN	Qty	Description	Item	CCN	Qty	Description
90° WATERCOOLED WITH CONTROL VALVE							
1	39482872	1	PLATE, COUPLING	4	39482757	1	VALVE, WATER SHUTOFF SOLENOID
2	95937561	6	CONNECTOR	4A	39479555	1	CONNECTOR, ELECTRICAL
3	39483060	1	TUBE, BASE IN TO WATER VALVE INLET	5	95937678	2	ELBOW
4	39482757	1	VALVE, WATER SHUTOFF SOLENOID	6	39810296	1	TUBE, WATER IN
4A	39479555	1	CONNECTOR, ELECTRICAL	7	95919114	1	ELBOW
5	95937678	1	ELBOW	8	39836457	1	TUBE, OILCOOLER WATER OUT
6	39805346	1	TUBE, AFTERCOOLER TO SOLENOID	9	95494019	1	UNION
7	39805338	1	TUBE, OILCOOLER TO AFTERCOOLER	10	39836432	1	TUBE, CONNECTOR TO BASE OUT
8	95919114	1	ELBOW	90° WATERCOOLED NO AFTERCOOLER WITH CONTROL VALVE			
9	39836440	1	TUBE, OILCOOLER TO VALVE	11	39836440	1	TUBE, OILCOOLER TO VALVE
10	39483011	2	FLANGE	12	95937561	2	CONNECTOR
10A	95171864	8	BOLT	13	39483011	2	FLANGE
10B	95923355	8	NUT	13A	95171864	8	BOLT
11	95083556	2	GASKET, FLANGE	13B	95923355	8	NUT
12	39185053	1	VALVE, PENN FLANGE	14	95083556	2	GASKET, FLANGE
13	39836432	1	TUBE, CONNECTOR TO BASE OUT	15	39185053	1	VALVE, PENN
90° WATERCOOLED NO AFTERCOOLER							
1	39482872	1	PLATE, COUPLING				
2	95937561	3	CONNECTOR				
3	39483060	1	TUBE, BASE IN TO WATER VALVE INLET				

WATERCOOLED ASSEMBLY 350-500 HP- STAINLESS STEEL

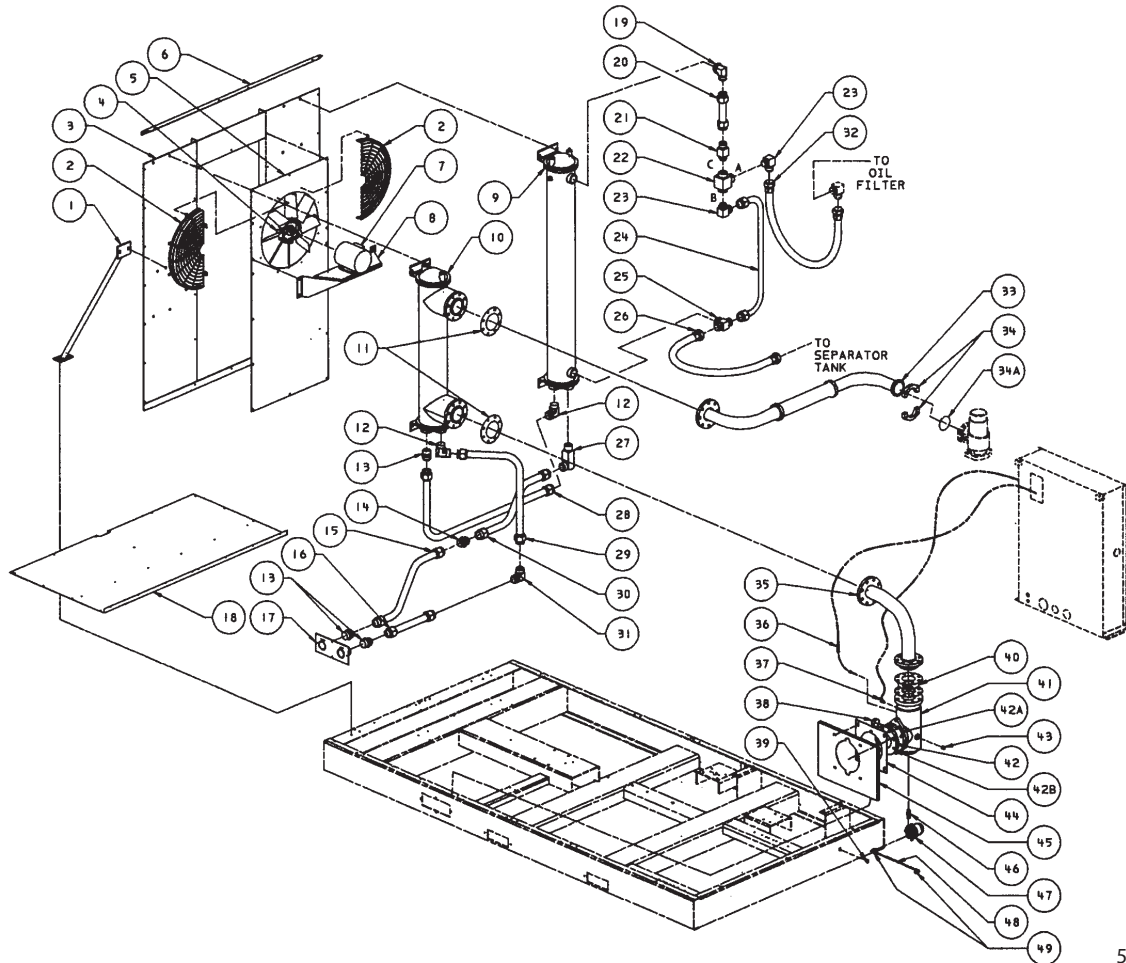
ASSEMBLY DRAWING AND PARTS LIST



54454665
REV A

Item	CCN	Qty	Description	Item	CCN	Qty	Description
1	39812946	2	BASE, COOLER SUPPORT	10B	39116348	4	NUT
1A	39116330	8	BOLT	11	39452362	5	GASKET, FLANGE
1B	39116348	8	NUT	12	95944344	2	ELBOW
2	54376678	2	GUARD, FAN	13	95944351	3	CONNECTOR
2A	39133152	8	SCREW	14	95277802	1	UNION
3	39804752	1	SUPPORT, COOLER	15	39848007	1	TUBE, WATER OUT
3A	39178678	4	SCREW	16	39847967	1	TUBE, WATER IN
4	39197835	1	FAN, 24" 8 BLADE	17	39306493	1	PLATE, COUPLING
5	54380316	1	SUPPORT, ORIFICE	17A	39133152	4	SCREW
5A	39133145	15	SCREW	18	39821822	1	PLATE, EXHAUST BOTTOM
6	39804786	1	ANGLE, UPPER	18A	39133145	14	SCREW
7	xxx	1	MOTOR, FAN	19	39140512	1	ELBOW
7A	39130828	4	BOLT	20	39483201	1	TUBE, OILCOOLER TO THERMO VALVE
7B	39128558	4	NUT	21	39481486	1	CONNECTOR - 350 HP UNITS
8	54376660	1	SUPPORT, FAN MOTOR		39128632	1	CONNECTOR - 400-500 HP UNITS
8A	39178678	4	SCREW	22	39481429	1	VALVE, THERMO - 350 HP UNITS
9	xxxxxxxx	1	OILCOOLER		39437652	1	ELEMENT, THERMO VALVE - 350 HP UNITS
9A	39128509	4	SCREW		95022034	1	O-RING, BODY - 350 HP UNITS
9B	39116348	4	NUT		95022257	1	O-RING, ELEMENT - 350 HP UNITS
10	xxxxxxxx	1	AFTERCOOLER				
10A	39128509	4	SCREW				

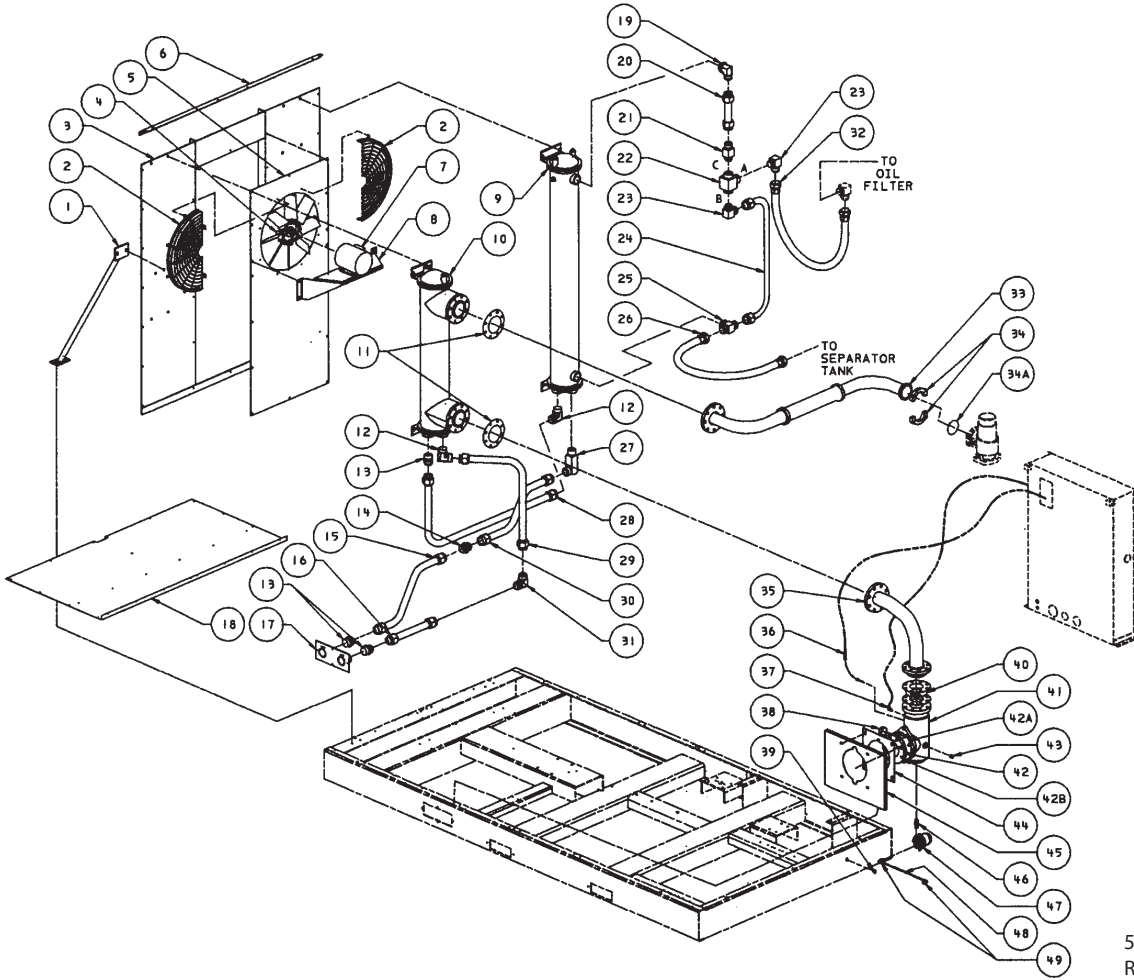
WATERCOOLED ASSEMBLY 350-500 HP- STAINLESS STEEL ASSEMBLY DRAWING AND PARTS LIST



54454665
REV A

Item	CCN	Qty	Description	Item	CCN	Qty	Description
22	39834684	1	VALVE, THERMO VALVE - 400-500 HP UNITS	34C	95929188	4	LOCKWASHER
	39207402	1	ELEMENT, THERMO VALVE -400-500 HP UNITS	35	39929666	1	TUBE, AFTERCOOLER TO MOISTURE SEPARATOR
23	39481460	2	ELBOW - 350 HP UNITS	35A	95930723	8	BOLT
	39140512	2	ELBOW - 400-500 HP UNITS	36	39560628	1	SENSOR, TEMPERATURE
24	39805494	1	TUBE, THERMO VALVE PORT "B" TO OILCOOLER INLET - 350 HP UNITS	36A	39404157	1	O-RING
	39878467	1	TUBE, THERMO VALVE PORT "B" TO OILCOOLER INLET - 400-500 HP UNITS	37	39155478	1	ELBOW
2	95943023	1	TEE	38	95941811	1	PLUG
26	39572334	1	HOSE - PORT "A" TO OIL FILTER	39	95928255	1	PLUG
27	95919114	1	ELBOW	40	39891171	1	ELEMENT, MOISTURE SEPARATOR
28	39847983	1	TUBE, AFTERCOOLER - OILCOOLER	40A	39487434	2	GASKET, 3.50 INTERSTAGE
29	39847975	1	TUBE, WATER IN - AFTERCOOLER	40B	95934519	8	BOLT
30	39847991	1	TUBE, OILCOOLER - WATER OUT	40C	95929188	8	LOCKWASHER
31	95944369	1	ELBOW	41	39928007	1	SHELL, MOISTURE SEPARATOR
32	39572367	1	HOSE, SEPARATOR TANK TO COOLER MANIFOLD	42	54393996	1	TUBE, SEPARATOR OUTLET
33	39825666	1	TUBE, MPCV TO AFTERCOOLER	42A	39925532	1	GASKET
33A	39185442	16	BOLT	42B	95823365	3	SCREW
33B	95929188	16	LOCKWASHER	43	95387361	1	PLUG
34	39481593	2	FLANGE, 4-BOLT SPLIT	44	39929559	1	PLATE, MOISTURE SEPARATOR
34A	95060018	1	O-RING	44A	39128483	4	SCREW
34B	39185442	4	BOLT	44B	39128566	4	NUT
				44C	95916771	2	SCREW

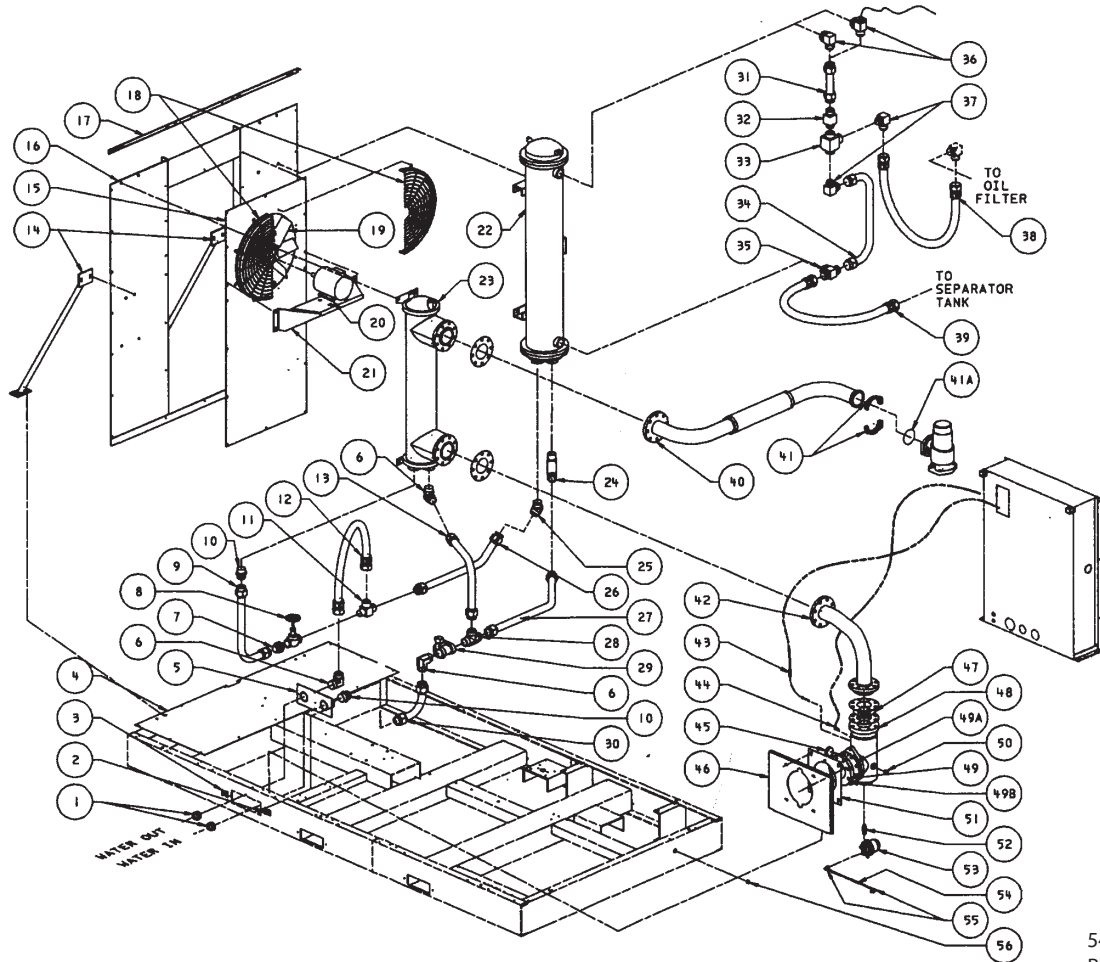
WATERCOOLED ASSEMBLY - STAINLESS STEEL 350-500 HP ASSEMBLY DRAWING AND PARTS LIST



54454665
REV A

Item	CCN	Qty	Description	Item	CCN	Qty	Description
45	39929278	1	SUPPORT, MOISTURE SEPARATOR	NOTE: STANDARD FASTENERS SUCH AS NUTS, BOLTS AND SCREWS ARE LISTED AS SUB-ITEMS (EXAMPLE: 35A). X - ORDER PER NUMBER OF INCHES REQUIRED. XXX - FURNISH MOTOR PART NO. (STAMPED ON MOTOR NAMEPLATE) WHEN ORDERING REPLACEMENT.			
45A	39133152	2	SCREW				
45B	95929071	2	WASHER				
46	54423280	1	ADAPTER, MOISTURE SEPARATOR TO TRAP				
47	54421698	1	TRAP, MOISTURE SEPARATOR				
48	39137518	X	TUBING				
49	39137534	2	ELBOW				

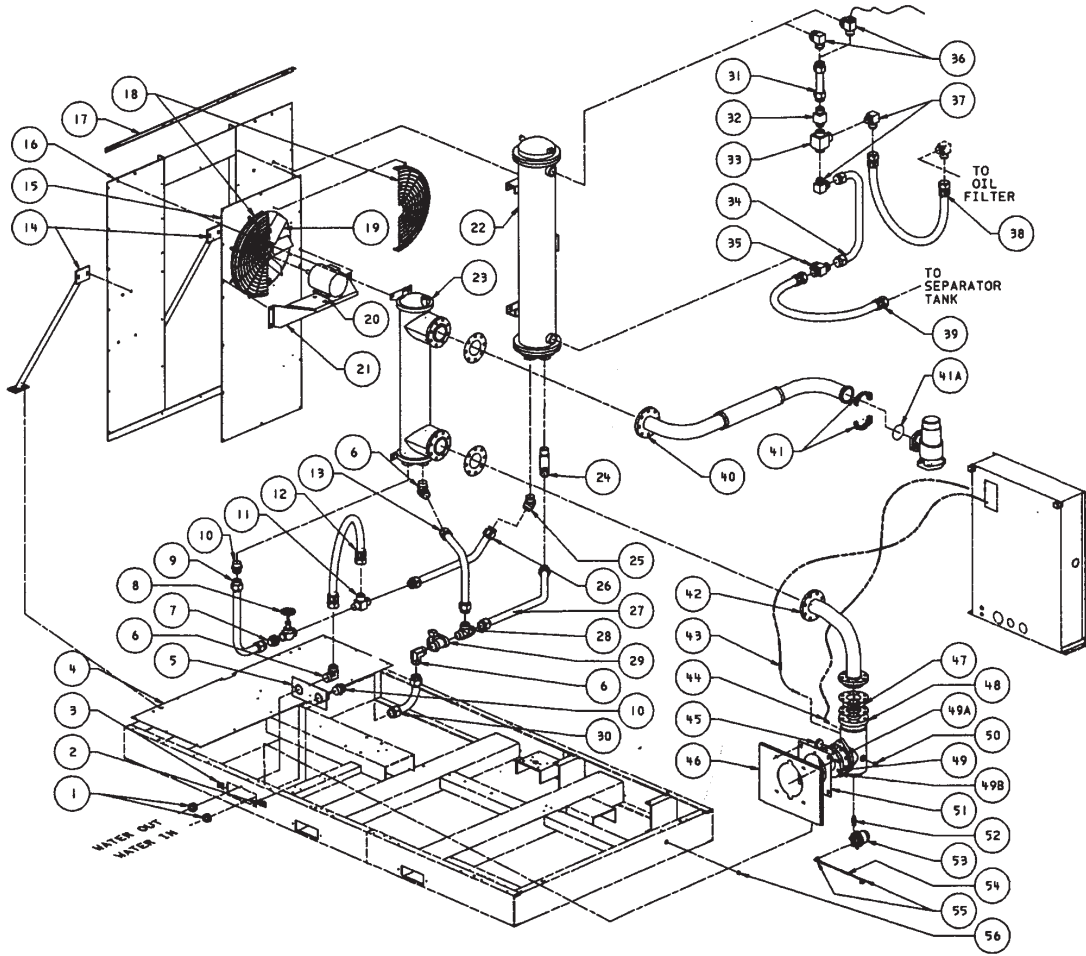
WATERCOOLED ASSEMBLY 350-500 HP - 115° ASSEMBLY DRAWING AND PARTS LIST



54460506
REV A

Item	CCN	Qty	Description	Item	CCN	Qty	Description
1	95033627	2	PLUG	14A	39116330	8	BOLT
2	39541339	1	DECAL, WATER IN	14B	39116348	8	NUT
	39569058	1	DECAL, WATER IN (SPANISH)	15	54380316	1	SUPPORT, ORIFICE
	39854898	1	DECAL, WATER IN (PORTUGUESE)	15A	39133145	15	SCREW
3	39541321	1	DECAL, WATER OUT	16	39804752	1	SUPPORT, COOLER
	39569066	1	DECAL, WATER OUT (SPANISH)	16A	39178678	4	SCREW
	39854914	1	DECAL, WATER OUT (PORTUGUESE)	17	39804786	1	ANGLE, UPPER
4	39804778	11	PLATE, EXHAUST	18	54376678	2	GUARD, FAN
4A	39133145	1	SCREW	18A	39133152	10	SCREW
5	39482872	1	PLATE, COUPLING	19	39197835	1	FAN, 24", 8 BLADE (60 HZ)
5A	39133152	4	SCREW		39262811	1	FAN, 24", 10 BLADE (50 HZ)
6	95937678	3	ELBOW	20	xxxxxxx	1	MOTOR, FAN (SEE NOTE 3)
7	95956249	1	CONNECTOR	20A	39130828	4	SCREW
8	95067211	1	VALVE, GLOBE	20B	39128558	4	NUT
9	39805379	1	TUBE, AFTERCOOLER OUTLET TO GLOBE VALVE	21	54376660	1	SUPPORT, FAN MOTOR
10	95937561	2	CONNECTOR	21A	39178678	4	SCREW
11	39482997	1	TEE	22	39801576	1	OILCOOLER
12	39572367	1	HOSE, TEE-GLOBE VALVE TO BASE OUT	22A	39128509	4	SCREW
13	39836531	1	TUBE, TEE TO AFTERCOOLER INLET	22B	39116348	4	NUT
14	39812946	2	BRACE, WATERCOOLER SUPPORT				

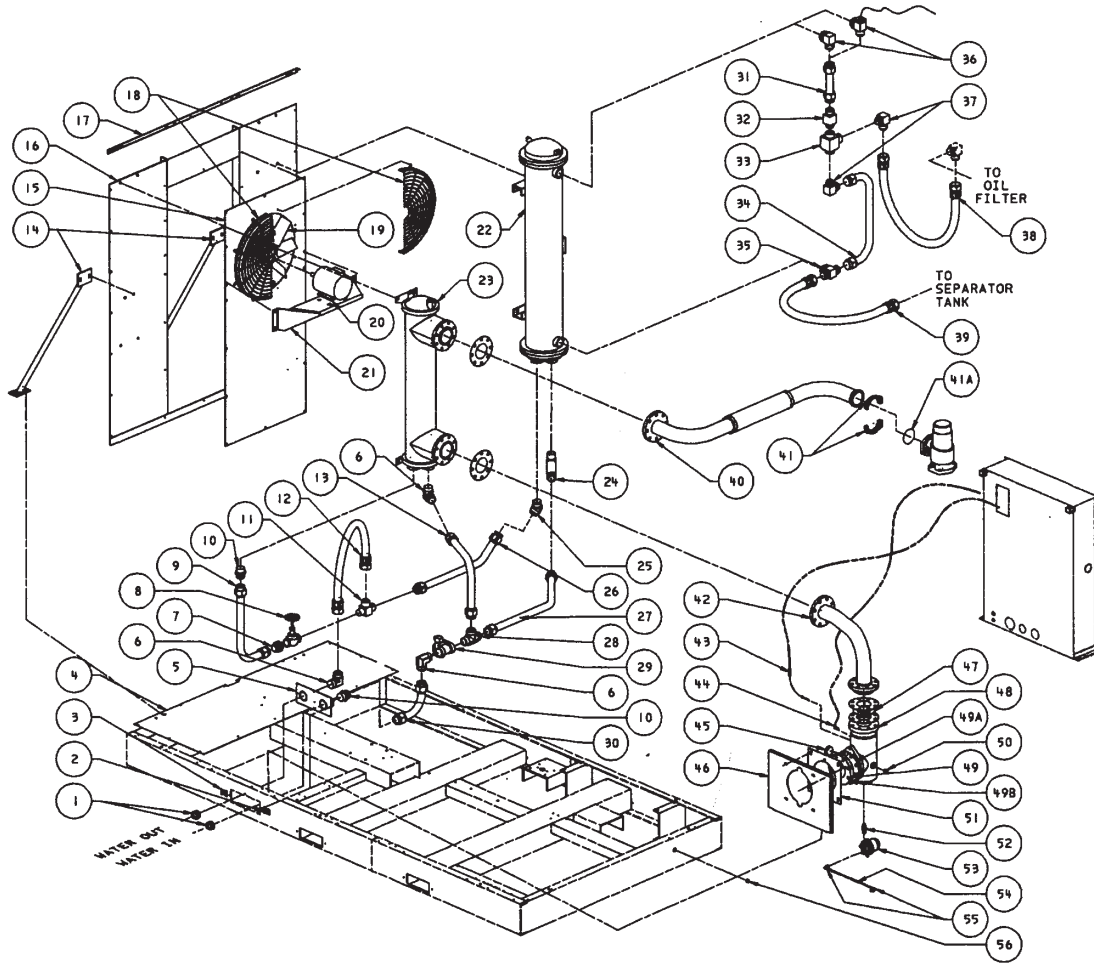
WATERCOOLED ASSEMBLY 350-500 HP - 115° ASSEMBLY DRAWING AND PARTS LIST



54460506
REV A

Item	CCN	Qty	Description	Item	CCN	Qty	Description
23	39801584	1	AFTERCOOLER	34	39805486	1	TUBE, THERMO VALVE PORT "B" TO OILCOOLER INLET - 350 HP UNITS
23A	39128509	1	SCREW		39878475	1	TUBE, THERMO VALVE PORT "B" TO OILCOOLER INLET - 400-500 HP UNITS
23B	39116348	1	NUT	35	95943023	1	TEE
24	95919114	1	ELBOW	36	39140512	1	ELBOW
25	95946190	1	ELBOW, 45°		39483086	1	ELBOW (UNIT WITH CONTROL VALVE ONLY)
26	39805460	1	TUBE, OILCOOLER OUT TO TEE	37	39481460	2	ELBOW - 350 HP UNITS
27	39836549	1	TUBE, TEE TO OILCOOLER INLET		39140512	2	ELBOW - 400-500 HP UNITS
28	95645123	1	TEE	38	39572334	1	HOSE, PORT "A" TO OIL FILTER
29	39482757	1	VALVE, WATER SHUTOFF SOLENOID	39	39572367	1	HOSE, TANK TO COOLER MANFOLD
29A	39479555	1	CONNECTOR, DIN	40	39825666	1	PIPE, MPCV TO AFTERCOOLER
30	39836515	1	TUBE, BASE IN TO WATER VALVE INLET	40A	95171864	16	SCREW
31	39483201	1	TUBE, OILCOOLER OUTLET TO THERMO VALVE PORT C	40B	95929188	16	WASHER
32	39481486	1	ADAPTER - 350 HP UNITS	40C	39452362	5	GASKET
	39128632	1	ADAPTER - 400-500 HP UNITS	41	39481593	2	FLANGE, 4-BOLT SPLIT
33	39481429	1	VALVE, THERMO - 350 HP UNITS	41A	95060018	1	O-RING
	39437652	1	ELEMENT, THERMO VALVE - 350 HP UNITS	41B	39185442	4	BOLT
	95022034	1	O-RING, BODY - 350 HP UNITS	41C	95929188	4	WASHER
	95022257	1	O-RING, ELEMENT - 350 HP UNITS				
33	39834684	1	VALVE, THERMO - 400-500 HP UNITS				
	39207402	1	ELEMENT - THERMO VALVE - 400-500 HP UNITS				

WATERCOOLED ASSEMBLY 350-500 HP - 115° ASSEMBLY DRAWING AND PARTS LIST



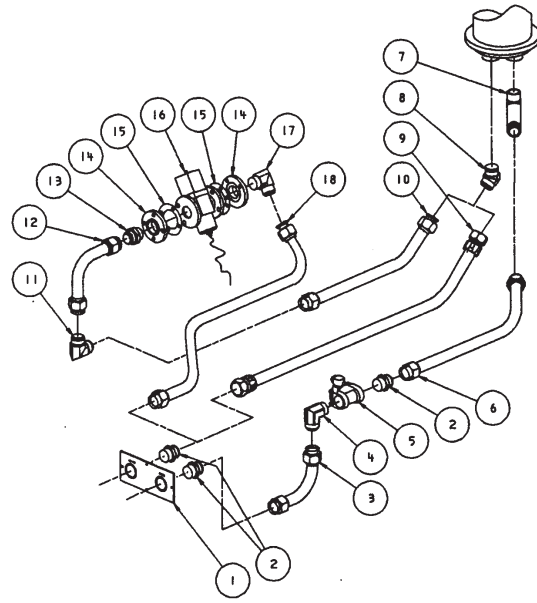
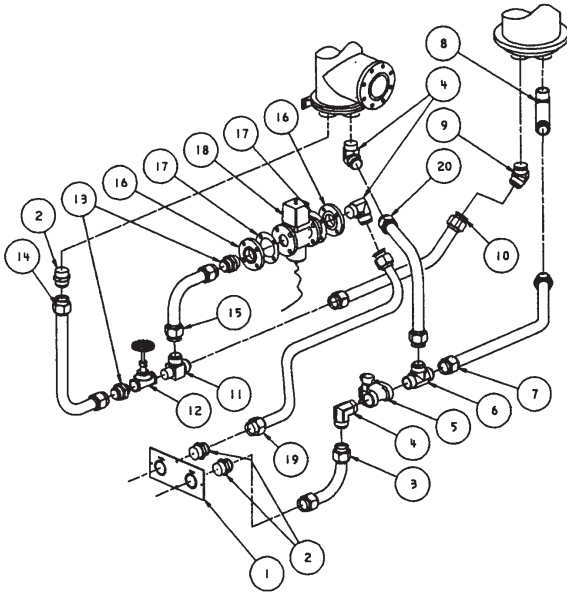
54460506
REV A

Item	CCN	Qty	Description	Item	CCN	Qty	Description
42	39929666	1	TUBE, AFTERCOOLER TO MOISTURE SEPARATOR	51A	39128483	4	SCREW
42A	95930723	8	BOLT	51B	39128566	4	NUT
42B	39452362	1	GASKET	51C	95916771	2	SCREW
43	39560628	1	SENSOR, TEMPERATURE	52	54423280	1	ADAPTER, MOISTURE SEPARATOR TO TRAP
43A	39404157	1	O-RING	53	54421698	1	TRAP, MOISTURE SEPARATOR
44	39155478	1	ELBOW	54	39137518	X	TUBING
45	95941811	1	PLUG	55	39137534	2	ELBOW
46	39929278	1	SUPPORT, MOISTURE SEPARATOR	56	95928255	1	PLUG
46A	39133152	2	SCREW				
46B	95929071	2	WASHER				
47	39891171	1	ELEMENT, MOISTURE SEPARATOR				
47A	39487434	2	GASKET, 3.50 INTERSTAGE				
47B	95934519	8	BOLT				
47C	95929188	8	LOCKWASHER				
48	39928007	1	SHELL, MOISTURE SEPARATOR				
49	54393996	1	TUBE, SEPARATOR OUTLET				
49A	39925532	1	GASKET				
49B	95823365	3	SCREW				
50	95387361	1	PLUG				
51	39929559	1	PLATE, MOISTURE SEPARATOR				

NOTES:

1. STANDARD FASTENERS SUCH AS NUTS, BOLTS AND SCREWS ARE LISTED AS SUB-ITEMS (EXAMPLE: 22A).
2. X - ORDER PER NUMBER OF INCHES REQUIRED.
3. XXXXXXXX - FURNISH MOTOR PART NO. (STAMPED ON MOTOR NAMEPLATE) WHEN ORDERING REPLACEMENT.

WATERCOOLED ASSEMBLY OPTIONS 350-500 HP - 115° ASSEMBLY DRAWING AND PARTS LIST

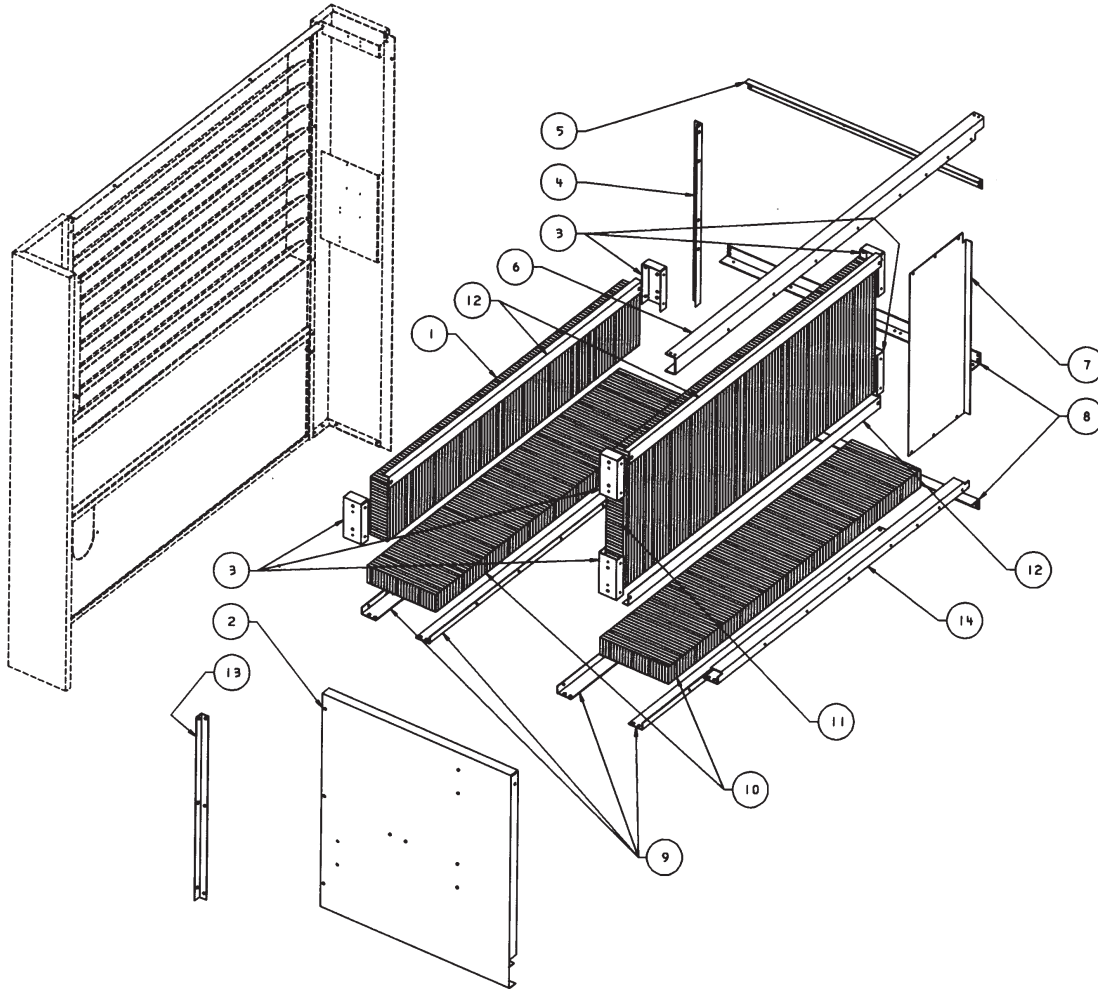


54460506
REV A

Item	CCN	Qty	Description
115° WATERCOOLED WITH CONTROL VALVE			
1	39482872	1	PLATE, COUPLING
1	39133152	4	SCREW
2	95937561	3	CONNECTOR
3	39836515	1	TUBE, SOLENOID VALVE INLET
4	95937678	3	ELBOW
5	39482757	1	VALVE, WATER SHUTOFF SOLENOID
6	95645123	1	TEE
7	39836549	1	TUBE, WATER IN - OILCOOLER
8	95919114	1	ELBOW
9	95946190	1	ELBOW, 45°
10	39805460	1	TUBE, OILCOOLER - WATER OUT
11	39482997	1	TEE
12	95067211	1	VALVE, GLOBE
13	95357737	2	CONNECTOR
14	39805379	1	TUBE, WATER OUT - AFTERCOOLER
15	39805429	1	TUBE, GLOBE VALVE
16	39483011	2	FLANGE
17	95083556	2	GASKET
18	39185053	1	VALVE, CONTROL
19	39836598	1	TUBE, WATER OUT
20	39836531	1	TUBE, WATER IN - AFTERCOOLER

Item	CCN	Qty	Description
115° WATERCOOLED NO AFTERCOOLER			
1	39482872	1	PLATE, COUPLING
1	39133152	4	SCREW
2	95937561	3	CONNECTOR
3	39836515	1	TUBE, SOLENOID VALVE INLET
4	95937678	1	ELBOW
5	39482757	1	VALVE, WATER SHUTOFF SOLENOID
6	39836523	1	TUBE, OILCOOLER - WATER IN
7	95919114	1	ELBOW
8	95946190	1	ELBOW, 45°
9	39572466	1	HOSE, OILCOOLER OUT TO WATER OUT
115° WATERCOOLED NO AFTERCOOLER WITH CONTROL VALVE			
10	39805460	1	TUBE, OILCOOLER OUT
11	39119219	1	ELBOW
12	39805429	1	TUBE, GLOBE VALVE
13	95357737	1	CONNECTOR
14	39483011	2	FLANGE
15	95083556	2	GASKET
16	39185053	1	VALVE, CONTROL
17	95937678	1	ELBOW
18	39836598	1	TUBE, WATER OUT

AIRCOOLED INTAKE ASSEMBLY 250-300 HP ASSEMBLY DRAWING AND PARTS LIST



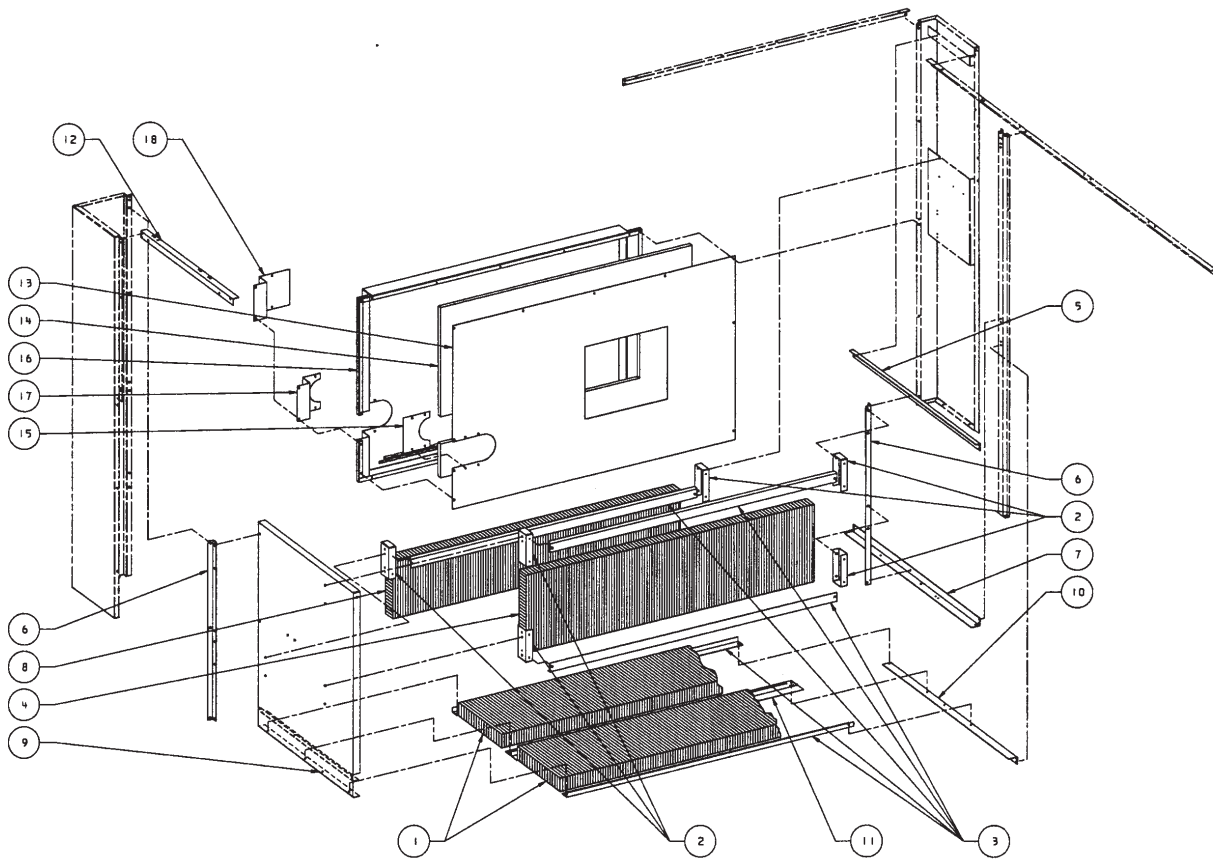
54454574
REV A

Item	CCN	Qty	Description	Item	CCN	Qty	Description
1	39804471	1	BATT, INTAKE FRONT	13	39803697	1	SUPPORT, BATT
2	39803390	1	WALL, SILENCER	13A	39133145	2	SCREW
2A	39133145	3	SCREW	14	39865456	1	ANGLE, AFTERCOOLER LOWER
3	39798616	6	RETAINER, BATT	14A	39133145	4	SCREW
3A	39133145	12	SCREW				
4	39803796	1	ANGLE, SUPPORT BATT				
4A	39133145	2	SCREW				
5	39803804	1	SUPPORT, ANGLE BATT				
5A	39133145	2	SCREW				
6	39865449	1	ANGLE, AFTERCOOLER UPPER				
6A	39133145	4	SCREW				
7	39865472	1	PLATE, AFTERCOOLER BY-PASS				
7A	39133145	4	SCREW				
8	39865464	2	ANGLE, AFTERCOOLER SUPPORT REAR				
8A	39133145	8	SCREW				
9	39803655	4	ANGLE, AFTERCOOLER BOTTOM				
9A	39133145	11	SCREW				
10	39804463	2	BATT, INTAKE BOTTOM				
11	39803762	1	BATT, LARGE INTAKE				
12	39803754	3	BRACE, BATT				
12A	39133145	6	SCREW				

NOTE:

STANDARD FASTENERS SUCH AS NUTS, BOLTS, AND SCREWS ARE LISTED AS SUB-ITEMS (EXAMPLE: 7A).

AIRCOOLED INTAKE ASSEMBLY 350-500 HP ASSEMBLY DRAWING AND PARTS LIST



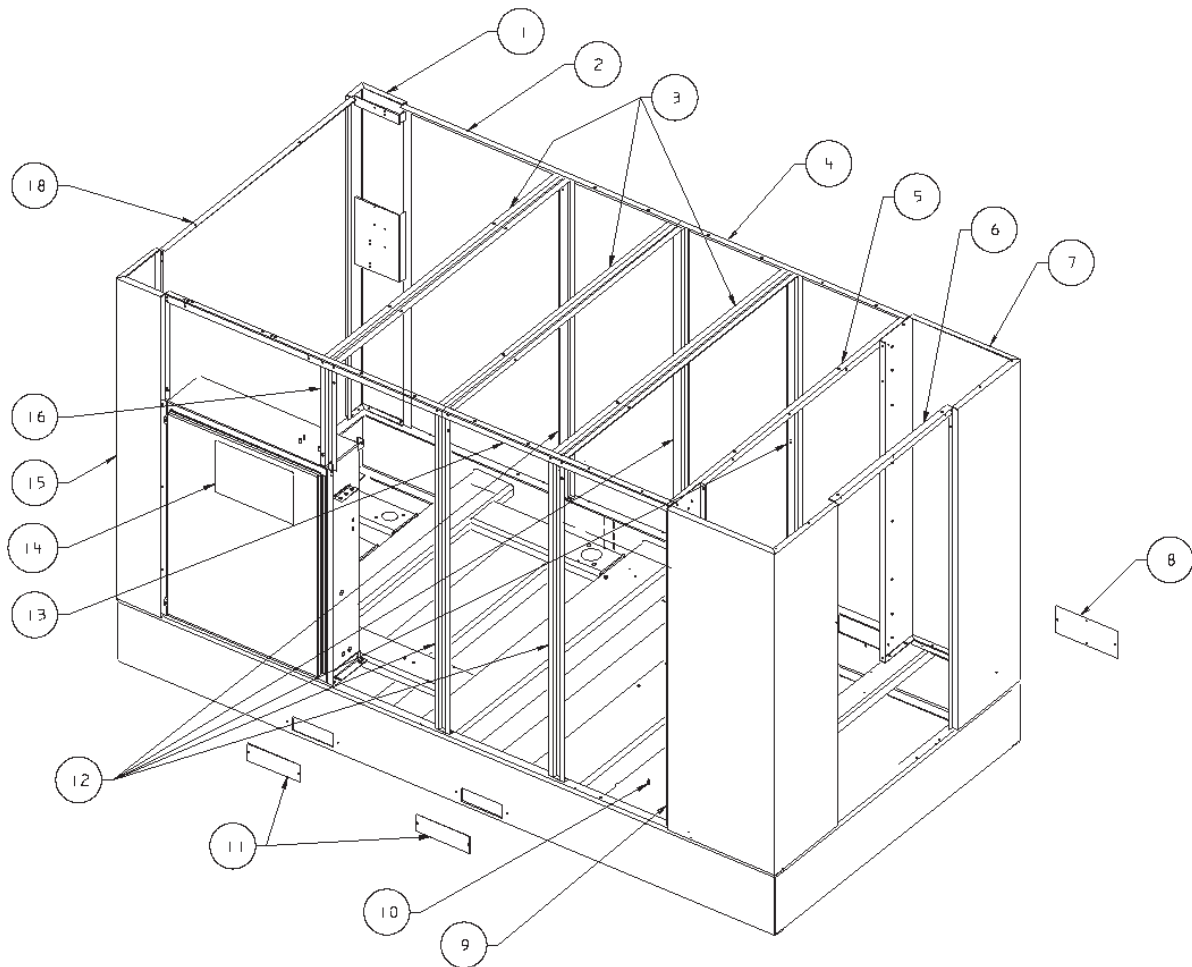
54363460
REV A

Item	CCN	Qty	Description	Item	CCN	Qty	Description
1	39804729	2	BATT	14	39930631	1	FOAM, INTAKE
2	39798616	6	RETAINER, BATT	15	39859087	1	COVER, INTAKE PLATE
2A	39133145	12	SCREW	15A	39133145	4	SCREW
3	39801659	5	BRACE, ANGLE BATT	16	39930615	1	PANEL, INTAKE
3A	39133145	12	SCREW	16A	39133145	6	SCREW
4	39804711	1	BATT	17	39859095	1	COVER, INTAKE PANEL AIRCOOLED (WITH AFTERCOOLER)
5	39804067	1	SUPPORT, UPPER ANGLE	17A	39133145	6	SCREW
5A	39133145	5	SCREW	18	39860036	1	COVER, INTAKE PANEL AIRCOOLED (WITH OUT AFTERCOOLER)
6	39801675	2	SUPPORT, ANGLE BATT	18A	39133145	6	SCREW
6A	39133145	4	SCREW				
7	39801709	1	SUPPORT, ANGLE REAR				
7A	39133145	4	SCREW				
8	39804737	1	BATT				
9	39801717	1	WALL, SILENCER				
9A	39133145	3	SCREW				
10	39812698	1	SUPPORT, AFTERCOOLER REAR BOTTOM				
10A	39133145	4	SCREW				
11	39859103	1	SUPPORT, ANGLE BATT				
12	39812821	1	ANGLE, FRONT				
13	39930623	1	PLATE, INTAKE				
13A	39133145	3	SCREW				

NOTE:

STANDARD FASTENERS SUCH AS NUTS, BOLTS, AND SCREWS ARE LISTED AS SUB-ITEMS (EXAMPLE: 9A).

ENCLOSURE ASSEMBLY 250-300 HP ASSEMBLY DRAWING AND PARTS LIST



54398714
REV B

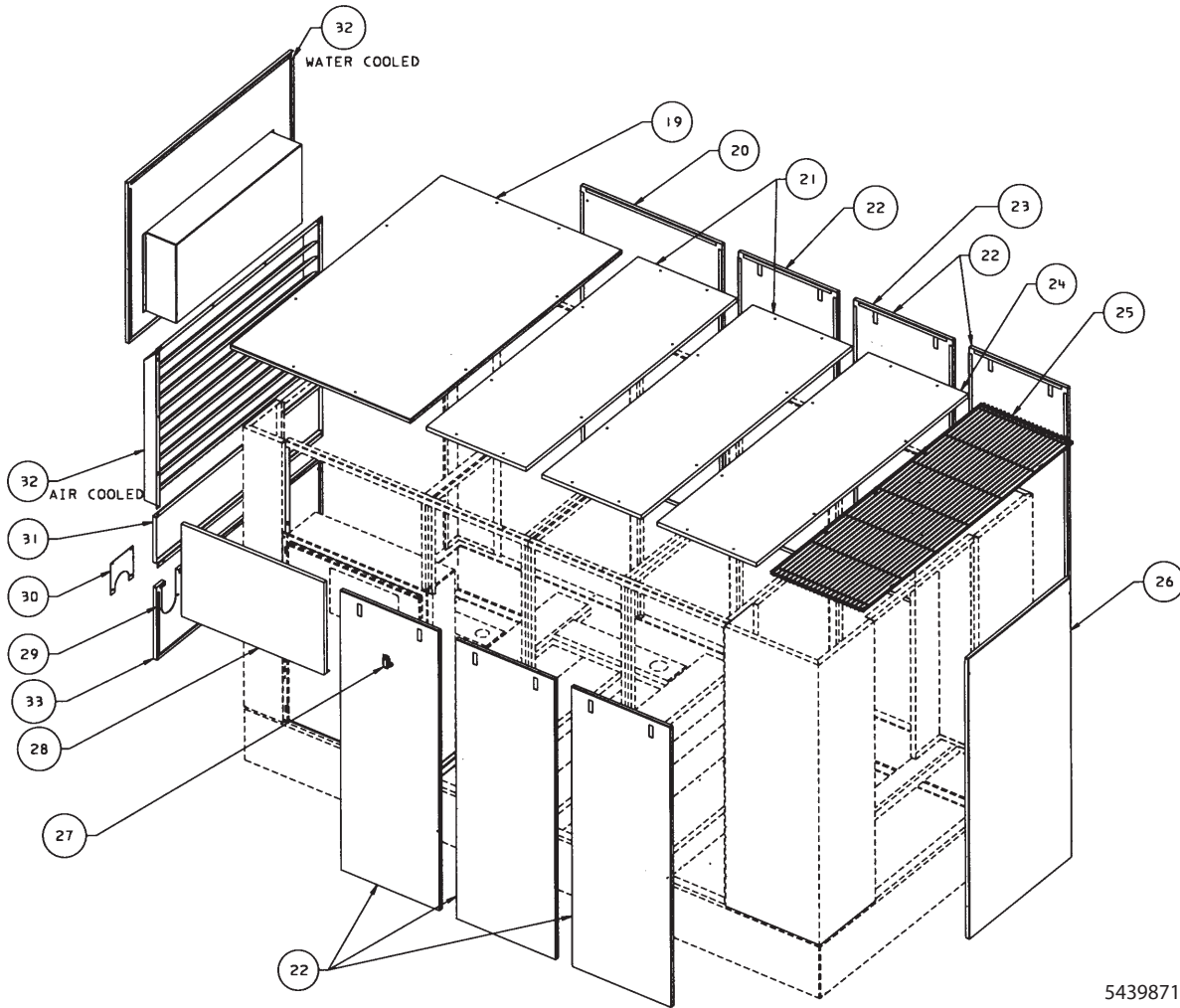
Item	CCN	Qty	Description	Item	CCN	Qty	Description
1	39803382	1	CORNER, LEFT REAR	11A	39133145	8	SCREW
1A	39133145	4	SCREW	12	39803341	5	SUPPORT, VERTICAL
2	39821541	1	ANGLE, REAR	12A	39133145	10	SCREW
2A	39133145	8	SCREW	13	39814439	1	ANGLE, FRONT
3	39803721	3	SUPPORT, TOP	14	39928676	1	STARTER/INTELLISYS ENCLOSURE (NEMA 1)
3A	39133145	12	SCREW		39928684	1	STARTER/INTELLISYS ENCLOSURE (NEMA 4)
4	39814447	1	ANGLE, REAR	14A	39178678	4	SCREW
5	39803275	1	SUPPORT, TOP RIGHT END	15	39803374	1	CORNER, LEFT FRONT
6	39803267	1	ANGLE, RIGHT END	15A	39133145	5	SCREW
7	39803259	1	CORNER, RIGHT END REAR	16	39803358	1	SUPPORT, SHORT
7A	39803846	1	FOAM, RIGHT END	16A	39133145	2	SCREW
7B	39803838	1	FOAM, REAR SIDE	17	39821558	1	ANGLE, FRONT
7C	39133145	4	SCREW	17A	39133145	8	SCREW
8	39482864	1	PLATE, COVER (AIRCOOLED ONLY)	18	39803671	1	ANGLE, LEFT END
8A	39133152	4	SCREW	18A	39133145	4	SCREW
9	39803168	1	CORNER, RIGHT END FRONT				
9A	39803846	1	FOAM, RIGHT END				
9B	39803838	1	FOAM, FRONT SIDE				
9C	39133145	4	SCREW				
10	39138490	18	PIN, LOCATOR				
11	39495981	4	COVER, FORKLIFT				

NOTE:

FOAM AND STANDARD FASTENERS SUCH AS NUTS, BOLTS, AND SCREWS ARE LISTED AS SUB-ITEMS

(EXAMPLE: 1A).

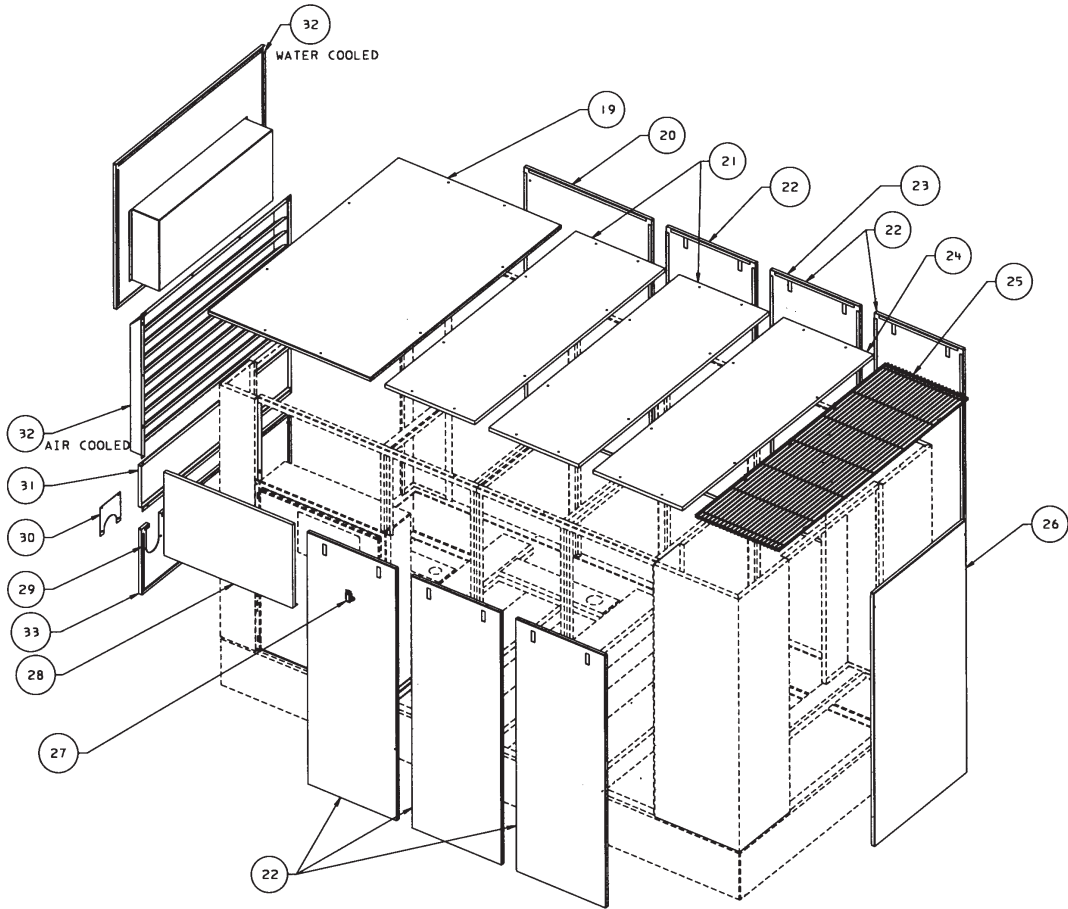
ENCLOSURE ASSEMBLY 250-300 HP ASSEMBLY DRAWING AND PARTS LIST



54398714
REV B

Item	CCN	Qty	Description	Item	CCN	Qty	Description
19	39802913	1	PANEL, TOP LEFT	25	39803192	1	GRILL, EXHAUST
19A	39804406	1	FOAM, PANEL - TOP LEFT	25A	39133152	8	SCREW
19B	39142690	8	SCREW	25B	95929071	8	WASHER
19C	39256452	8	RECEPTACLE, CLIP ON	26	39803226	1	PANEL, RIGHT END
20	39803366	1	PANEL, LEFT REAR	26A	39803788	1	FOAM
20A	39804356	1	FOAM	26B	39142690	2	SCREW
20B	39142690	2	SCREW	26C	35256452	2	RECEPTACLE, CLIP ON
20C	39256452	2	RECEPTACLE, CLIP ON	27	39133954	12	LATCH, DOOR
21	39802707	2	PANEL, TOP CENTER	28	39803739	1	PANEL, UPPER FRONT
21A	39804398	2	FOAM	28A	39804364	1	FOAM
21B	39142690	16	SCREW	28B	39133145	4	SCREW
21C	35256452	16	RECEPTACLE, CLIP ON	28C	35256452	2	RECEPTACLE, CLIP ON
22	39802871	6	PANEL, COMMON (5 REQUIRED ON WATERCOOLED)	29	39929971	1	PANEL, AIR DISCHARGE, LOWER (AIRCOOLED ONLY)
22A	39803770	6	FOAM (5 REQUIRED ON WATERCOOLED)	29A	39930151	1	FOAM (AIRCOOLED ONLY)
23	39929815	1	PANEL, REAR (WATERCOOLED ONLY)	29B	39142690	2	SCREW
23A	39930169	1	FOAM, REAR PANEL (WATERCOOLED ONLY)	29C	35256452	2	RECEPTACLE, CLIP ON
24	39802905	1	PANEL, TOP RIGHT	30	39930045	1	PLATE, AIR DISCHARGE PANEL (AIRCOOLED ONLY)
24A	39804398	1	FOAM	30A	39133145	4	SCREW
24B	39142690	8	SCREW				
24C	35256452	8	RECEPTACLE, CLIP ON				

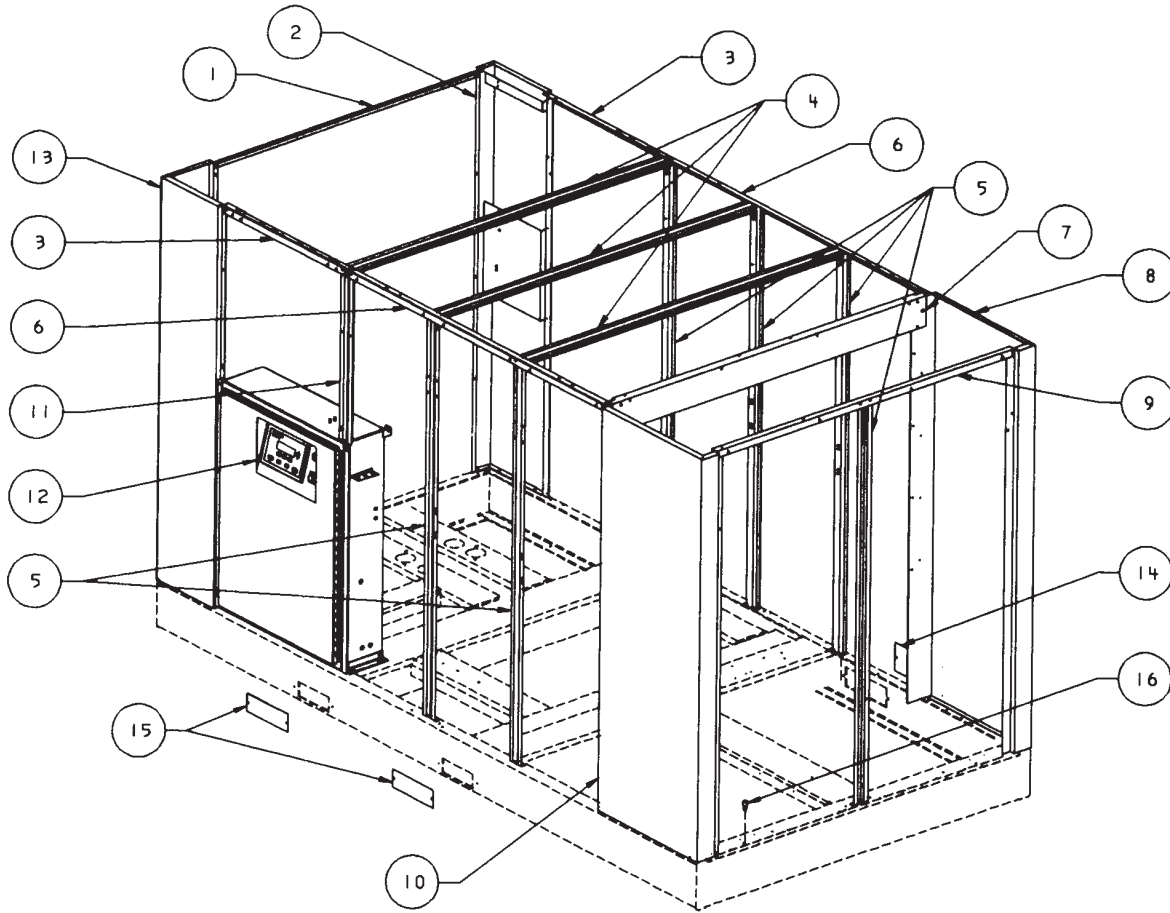
AIRCOOLED INTAKE ASSEMBLY 250-300 HP ASSEMBLY DRAWING AND PARTS LIST



54398714
REV B

Item	CCN	Qty	Description	Item	CCN	Qty	Description
31	39807367	1	PANEL, LEFT END, UPPER	NOTE: FOAM AND STANDARD FASTENERS SUCH AS NUTS, BOLTS AND SCREWS ARE LISTED AS SUB-ITEMS (EXAMPLE: 31B).			
31A	39807474	1	FOAM				
31B	39133145	4	SCREW				
31C	35256452	2	RECEPTACLE, CLIP ON				
32	39803234	1	LOUVER - AIRCOOLED				
	54400296	1	PANEL, WATERCOOLED INTAKE				
32A	39133152	8	SCREW				
33	39803747	1	PANEL, LEFT END - LOWER (WATERCOOLED ONLY)				
33A	39804372	1	FOAM, LEFT END PANEL (WATERCOOLED ONLY)				

ENCLOSURE ASSEMBLY 350-500 HP ASSEMBLY DRAWING AND PARTS LIST



54454129
REV B

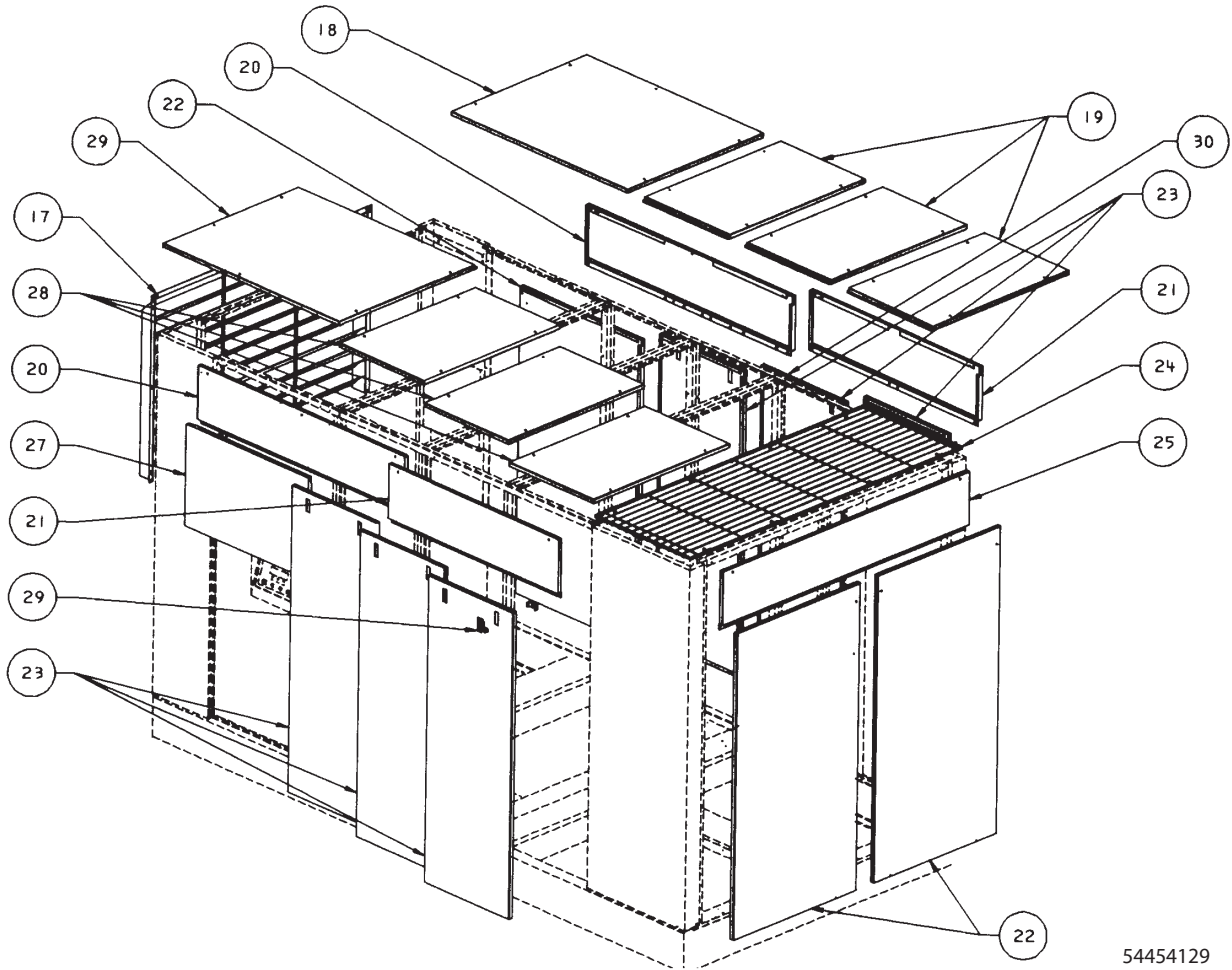
Item	CCN	Qty	Description	Item	CCN	Qty	Description
1	39803887	1	ANGLE, LEFT END	12	39882196	1	STARTER/INTELLISYS ENCLOSURE (NEMA 1)
1A	39133145	4	SCREW		39882204	1	STARTER/INTELLISYS ENCLOSURE (NEMA 4)
2	39803937	1	CORNER, LEFT REAR	12A	39178678	4	SCREW
2A	39133145	4	SCREW	13	39803929	1	CORNER, LEFT FRONT
3	39812821	2	ANGLE, LEFT FRONT, RIGHT REAR	13A	39133145	4	SCREW
3A	39833145	16	SCREW	14	39482864	1	COVER, (AIRCOOLED ONLY)
4	39804620	3	SUPPORT, TOP	14A	39833152	4	SCREW
4A	39133145	12	SCREW	15	39495981	4	COVER, FORKLIFT
5	39803945	6	SUPPORT, VERTICAL	15A	39833145	16	SCREW
5A	39133145	12	SCREW	16	39138490	28	PIN, LOCATOR
6	39810593	2	ANGLE, RIGHT FRONT, LEFT REAR				
6A	39133145	8	SCREW				
7	39804026	1	ANGLE, UPPER				
7A	39133145	6	SCREW				
8	39803986	1	CORNER, RIGHT REAR				
8A	39133145	8	SCREW				
8B	39804661	1	FOAM, RIGHT CORNER				
9	39803994	1	ANGLE, RIGHT END (EXHAUST)				
9A	39133145	6	SCREW				
10	39803978	1	CORNER, RIGHT FRONT				
10A	39133145	8	SCREW				
10B	39804661	1	FOAM, RIGHT CORNER				
11	39804091	1	SUPPORT, SHORT				
11A	39133145	2	SCREW				

NOTE:

FOAM AND STANDARD FASTENERS SUCH AS NUTS, BOLTS, AND SCREWS ARE LISTED AS SUB-ITEMS

(EXAMPLE: 1A).

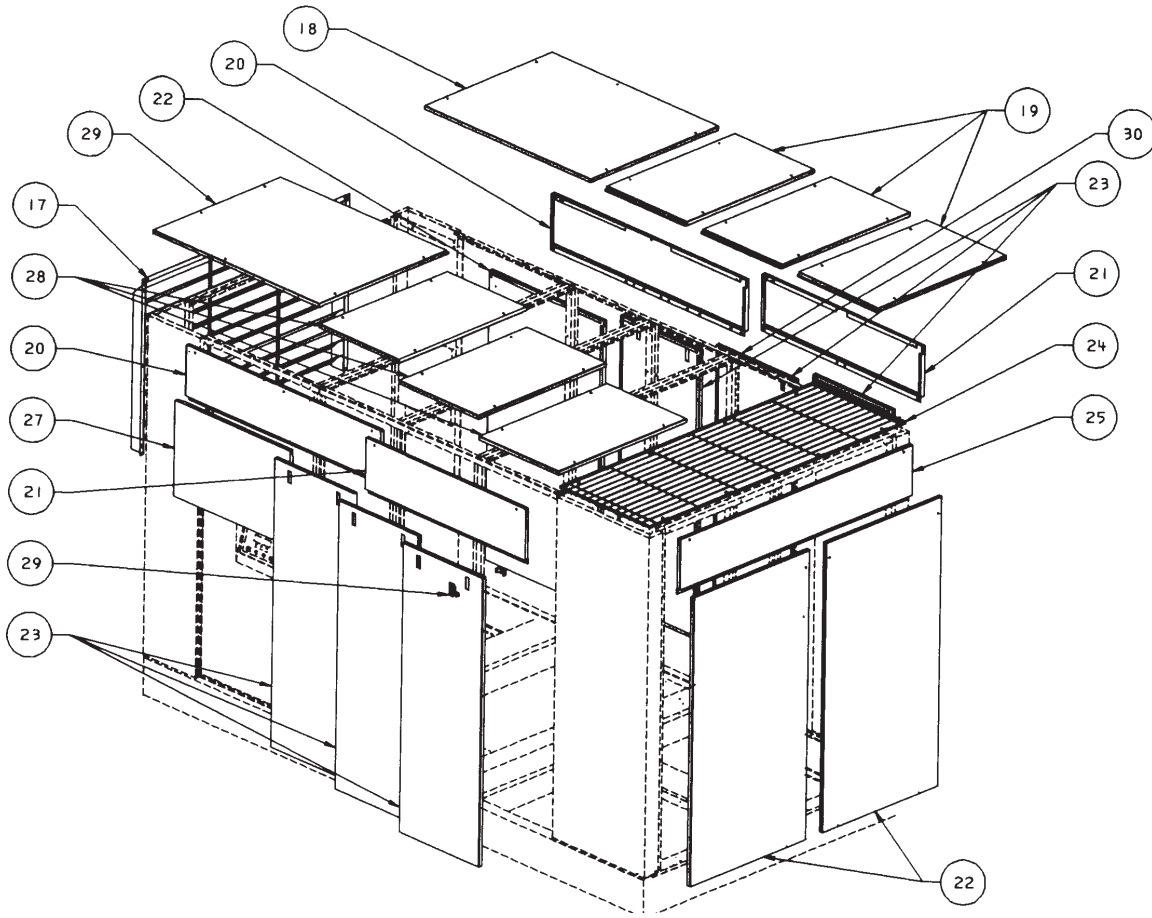
ENCLOSURE ASSEMBLY 350-500 HP ASSEMBLY DRAWING AND PARTS LIST



54454129
REV B

Item	CCN	Qty	Description	Item	CCN	Qty	Description
17	39803895	1	LOUVER, AIRCOOLED INTAKE	22B	35256452	6	RECEPTACLE, CLIP ON
	54399704	1	PANEL, WATERCOOLED INTAKE (NOT SHOWN)	22C	39804356	3	FOAM, REAR PANEL
17A	39133152	8	SCREW	23	39802871	6	PANEL, COMMON (5 REQUIRED ON WATERCOOLED)
18	39804646	1	PANEL, TOP LEFT REAR	23A	39142690	12	SCREW
18A	39142690	5	SCREW	23B	35256452	12	RECEPTACLE, CLIP ON
18B	35256452	5	RECEPTACLE, CLIP ON	23C	39803770	6	FOAM, COMMON (5 REQUIRED ON WATERCOOLED)
18C	39808209	2	FOAM, TOP LEFT	24	39801634	1	GRILL, EXHAUST
19	39804109	3	PANEL, TOP REAR	24A	39133152	8	SCREW
19A	39142690	12	SCREW	24B	95929071	8	WASHER, FLAT
19B	35256452	12	RECEPTACLE, CLIP ON	25	39804612	1	PANEL, STRIP RIGHT END
19C	39808191	3	FOAM, TOP FRONT/REAR	25A	39142690	4	SCREW
20	39810817	2	PANEL, STRIP FRONT/LEFT	25B	35256452	4	RECEPTACLE, CLIP ON
20A	39133145	8	SCREW	25C	39804695	1	FOAM, RIGHT END STRIP PANEL
20B	39142690	6	SCREW	26	39804638	1	PANEL, TOP LEFT FRONT
20C	35256452	6	RECEPTACLE, CLIP ON	26A	39142690	5	SCREW
20D	39810916	2	FOAM, STRIP FRONT/LEFT	26B	35256452	5	RECEPTACLE, CLIP ON
21	39810445	2	PANEL, STRIP FRONT/RIGHT	26D	39808209	2	FOAM, TOP LEFT
21A	39133145	8	SCREW	27	39803739	1	PANEL, UPPER FRONT
21B	39142690	4	SCREW	27A	39133145	4	SCREW
21C	35256452	4	RECEPTACLE, CLIP ON	27B	39804364	1	FOAM, UPPER FRONT
21D	39810908	2	FOAM, STRIP FRONT/RIGHT				
22	39803366	3	PANEL, REAR/RIGHT END				
22A	39142690	6	SCREW				

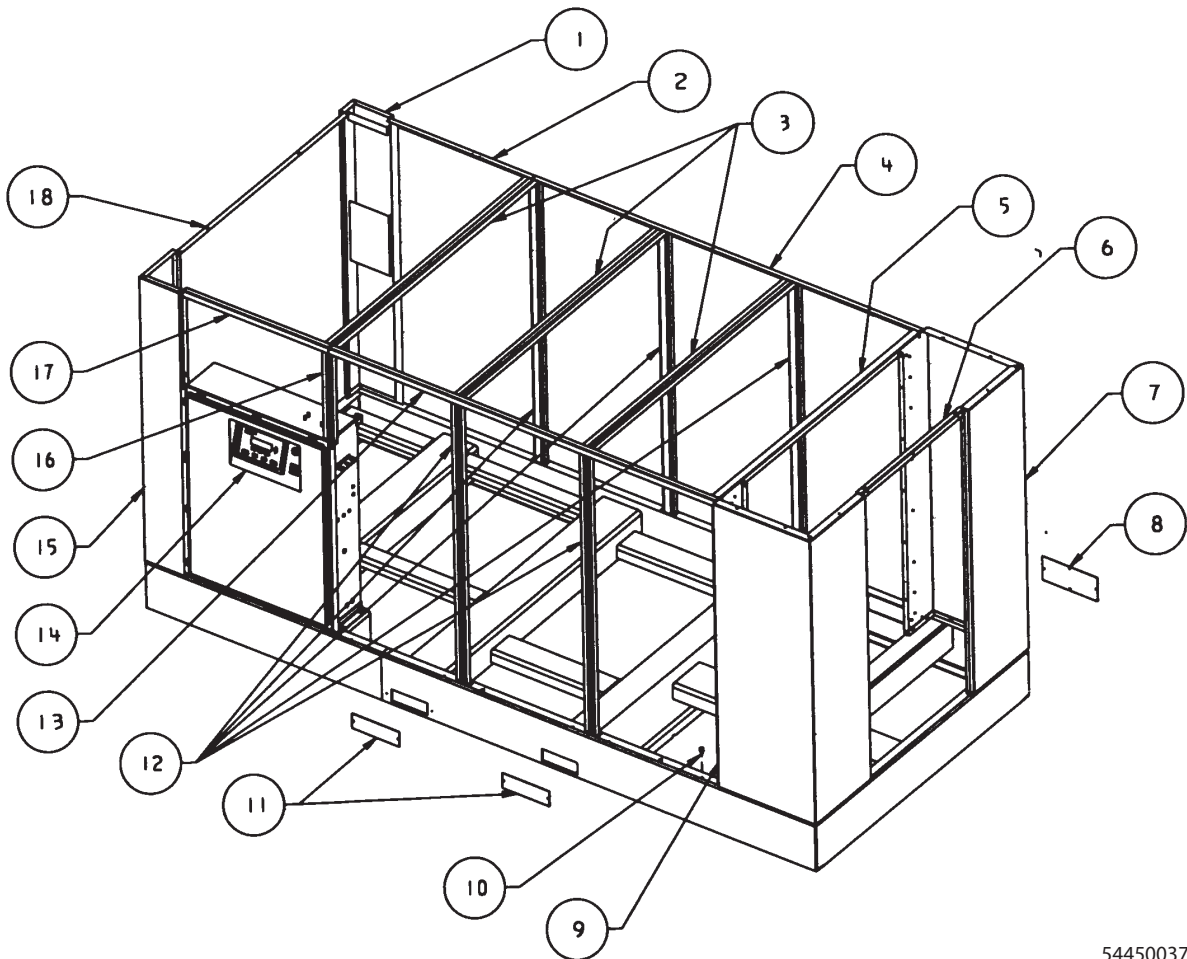
ENCLOSURE ASSEMBLY 350-500 HP ASSEMBLY DRAWING AND PARTS LIST



54454129
REV A

Item	CCN	Qty	Description	Item	CCN	Qty	Description
28	39804117	3	PANEL, TOP FRONT	NOTE: FOAM AND STANDARD FASTENERS SUCH AS NUTS, BOLTS, AND SCREWS ARE LISTED AS SUBITEMS (EXAMPLE: 17A).			
28A	39142690	12	SCREW				
28B	35256452	12	RECEPTACLE, CLIP ON				
28C	39804364	1	FOAM, UPPER FRONT				
29	39133954	12	LATCH, DOOR				
30	39929260	1	PANEL, REAR WATERCOOLED				
30A	39930185	1	FOAM, REAR PANEL				

ENCLOSURE 250-300 HP EXTENDED PACKAGE ASSEMBLY DRAWING AND PARTS LIST



54450037
REV B

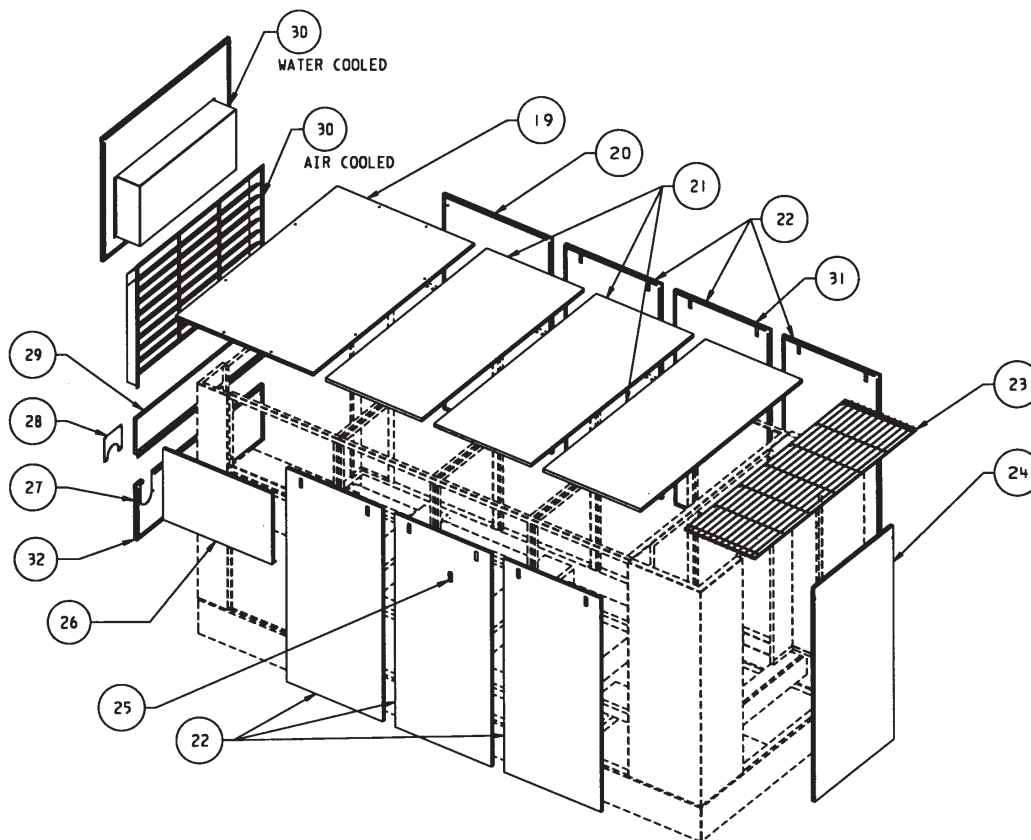
Item	CCN	Qty	Description	Item	CCN	Qty	Description
1	39803382	1	CORNER, LEFT REAR	13	39825948	1	ANGLE, FRONT RIGHT
1A	39133145	4	SCREW	14	39928676	1	STARTER/INTELLISYS ENCLOSURE - NEMA 1
2	39825955	1	ANGLE, REAR LEFT		39928684	1	STARTER/INTELLISYS ENCLOSURE - NEMA 4
2A	39133145	8	SCREW	14A	39178678	4	SCREW
3	39803721	3	SUPPORT, TOP	15	39803374	1	CORNER, LEFT FRONT
3A	39133145	12	SCREW	15A	39133145	5	SCREW
4	39825963	1	ANGLE, REAR RIGHT	16	39803358	1	SUPPORT, SHORT
5	39826102	1	SUPPORT, TOP RIGHT END	16A	39133145	2	SCREW
6	39803267	1	ANGLE, RIGHT END	17	39825930	1	ANGLE, FRONT LEFT
7	39807680	1	CORNER, RIGHT REAR	18	39803671	1	ANGLE, LEFT END
7A	39803838	1	FOAM, REAR	18A	39133145	4	SCREW
7B	39803846	1	FOAM, END				
7C	39133145	12	SCREW				
8	39482864	1	PLATE, COVER (AIRCOOLED ONLY)				
8A	39133152	4	SCREW				
9	39807672	1	CORNER, RIGHT FRONT				
9A	39803838	1	FOAM, REAR				
9B	39803846	1	FOAM, END				
9C	39133145	18	SCREW				
10	39138490	18	PIN, LOCATOR				
11	39495981	4	COVER, FORKLIFT				
11A	39133145	8	SCREW				
12	39803341	5	SUPPORT, VERTICAL				
12A	39133145	10	SCREW				

NOTE:

FOAM AND STANDARD FASTENERS SUCH AS NUTS, BOLTS, AND SCREWS ARE LISTED AS SUB-ITEMS

(EXAMPLE: 1A).

EXTENDED PACKAGE ENCLOSURE ASSEMBLY 250-300 HP ASSEMBLY DRAWING AND PARTS LIST



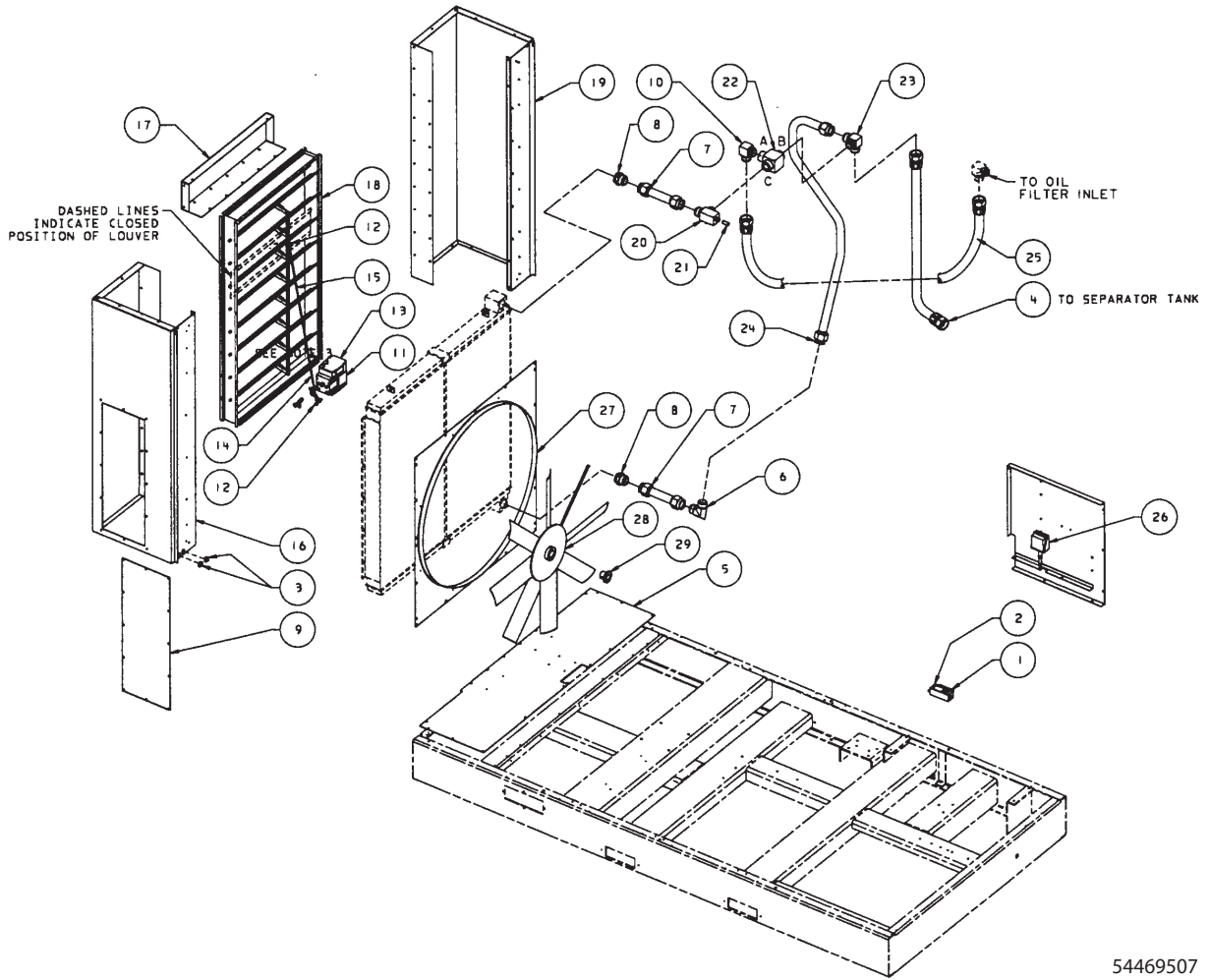
54440037
REV A

Item	CCN	Qty	Description	Item	CCN	Qty	Description
19	39807763	1	PANEL, TOP LEFT	26A	39804364	1	FOAM
19A	39804406	1	FOAM, PANEL - TOP LEFT	26B	39133145	4	SCREW
19B	39142690	8	SCREW	27	39929971	1	PANEL, AIR DISCHARGE, LOWER
19C	35256452	8	RECEPTACLE, CLIP ON	27A	39804372	1	FOAM
20	39807755	1	PANEL, LEFT REAR	27B	39142690	2	SCREW
20A	39804356	1	FOAM	27C	35256452	2	RECEPTACLE, CLIP ON
20B	39142690	2	SCREW	28	39930045	1	PLATE, AIR DISCHARGE PANEL
20C	35256452	2	RECEPTACLE, CLIP ON	28A	39133145	4	SCREW
21	39825922	3	PANEL, TOP	29	39807367	1	PANEL, AIR DISCHARGE, UPPER
21A	39826144	3	FOAM	29A	39804380	1	FOAM
21B	39142690	24	SCREW	29B	39133145	4	SCREW
21C	35256452	24	RECEPTACLE, CLIP ON	30	39803234	1	LOUVER, AIRCOOLED
22	39825914	6	PANEL, EXTENDED (5 REQUIRED ON WATERCOOLED)		54400296	1	PANEL, LEFT END AIRCOOLED
22A	39826151	6	FOAM, EXTENDED PANEL (5 REQUIRED ON WATERCOOLED)	30A	39133152	8	SCREW
23	39803192	1	GRILL, EXHAUST	31	39930227	1	PANEL, REAR EXTENDED-WATERCOOLED
23A	39133152	8	SCREW	31A	39804356	1	FOAM, REAR EXT. PANEL
23B	95929071	8	WASHER	32	39803747	1	PANEL, LEFT END-WATERCOOLED
24	39803226	1	PANEL, LEFT END	32A	39804372	1	FOAM, LEFT END PANEL
24A	39804356	1	FOAM				
25	39133954	12	LATCH, DOOR				
26	39807722	1	PANEL, UPPER FRONT				

NOTE:

FOAM AND STANDARD FASTENERS SUCH AS NUTS, BOLTS, AND SCREWS ARE LISTED AS SUBITEMS (EXAMPLE: 28A).

LOW AMBIENT ASSEMBLY 250-300 HP ASSEMBLY DRAWING AND PARTS LIST



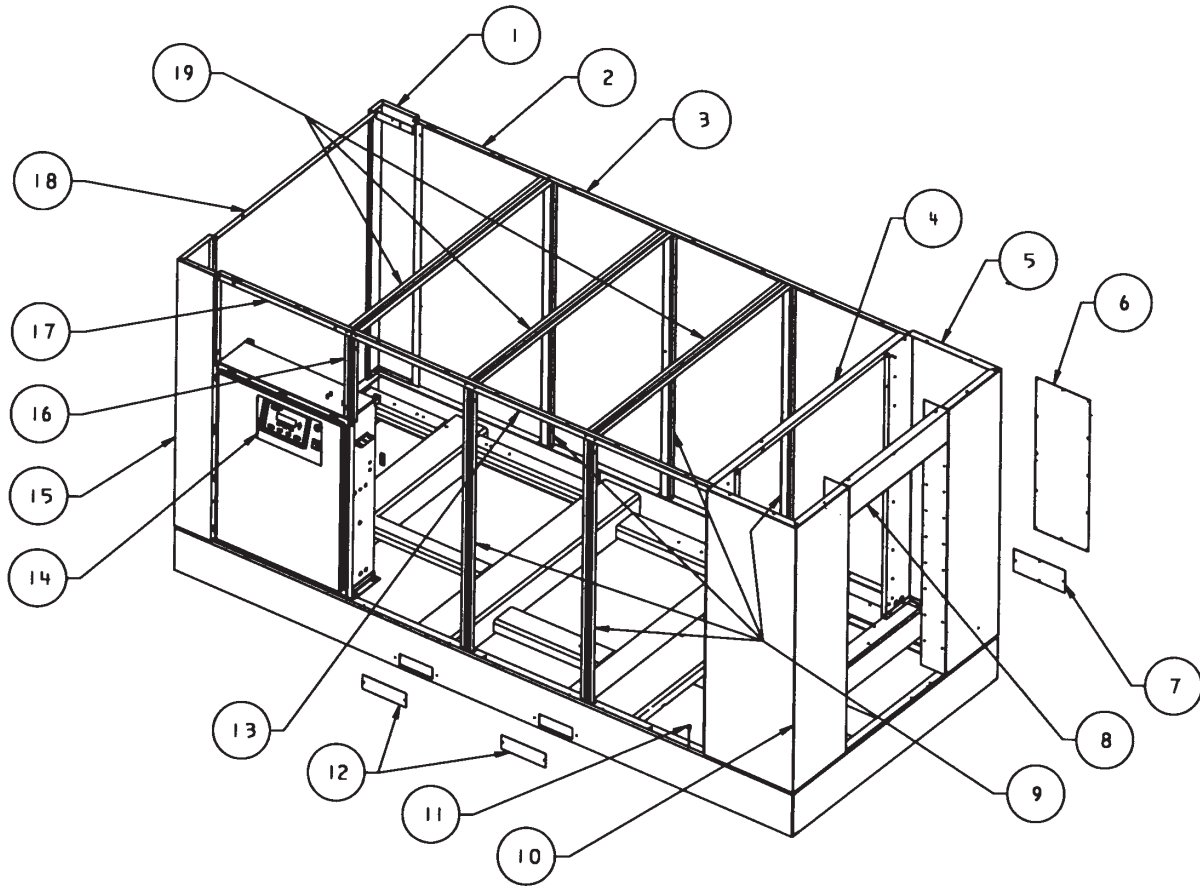
54469507
REV A

Item	CCN	Qty	Description	Item	CCN	Qty	Description
1	39483177	1	CONTROLLER, MODULATING MOTOR	19	39807672	1	CORNER, RIGHT FRONT
1A	39177357	2	SCREW	19A	39133145	18	SCREW
2	39181110	1	SET, WEATHERPROOF	20	39484332	1	MANIFOLD
2A	39133145	2	SCREW	21	39154323	1	WELL, CONTROL
	39181086	2	GROMMET, RUBBER	22	39478193	1	VALVE, THERMOSTATIC CONTROL (250 HP)
4	39576723	1	HOSE		39481429	1	VALVE, THERMOSTATIC CONTROL (300 HP)
5	39807706	1	PLATE, EXHAUST BOTTOM	23	39313127	1	TEE, SIDE OUTLET
5A	39133145	18	SCREW	24	39848783	1	TUBE, THERMO VALVE TO TEE
6	39119219	1	ELBOW	25	39572466	1	HOSE
7	39481502	2	TUBE, OILCOOLER TO THERMO VALVE	26	39482898	1	THERMOSTAT, AMBIENT SENSING
8	39128632	2	CONNECTOR	26A	39133145	2	SCREW
9	39802079	1	COVER, ACCESS	27	54429618	1	PLATE, FAN ORIFICE
9A	39133145	12	SCREW	28	39184999	1	FAN, 48" DIA.
10	39481460	1	ELBOW	29	39103338	1	BUSHING, 1.875 SHAFT
11	39491501	1	MOTOR, MODULATING DAMPER				
12	39136783	2	JOINT, BALL				
13	39189071	1	COVER, TRANSFORMER				
14	39136759	1	CRANKARM, MOTOR				
15	39140041	1	PUSHROD				
16	39807680	1	CORNER, RIGHT REAR				
16A	39133145	18	SCREW				
17	39807698	1	PANEL, RIGHT END				
17A	39133145	18	SCREW				
18	39802046	1	LOUVER, MODULATING				

NOTE:

1. STANDARD FASTENERS SUCH AS NUTS, BOLTS, AND SCREWS ARE LISTED AS SUBITEMS (EXAMPLE: 1A).
2. - X - ORDER PER NUMBER OF INCHES REQUIRED.
3. - .31 Ø HOLE MUST BE DRILLED IN ANGLE TO MOUNT BALL JOINT.

LOW AMBIENT EXTENDED PACKAGE ENCLOSURE ASSEMBLY 250-300 HP ASSEMBLY DRAWING AND PARTS LIST



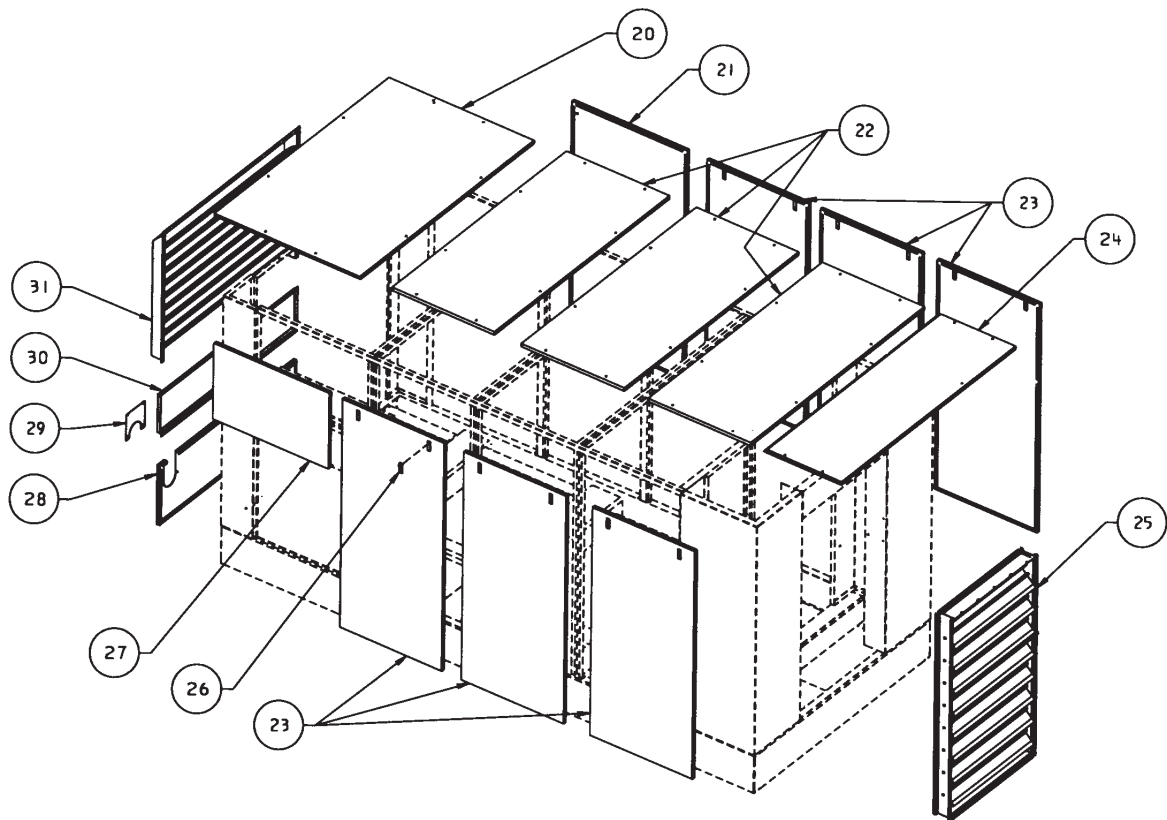
54439419
REV A

Item	CCN	Qty	Description	Item	CCN	Qty	Description
1	39803382	1	CORNER, LEFT REAR	12A	39133145	8	SCREW
1A	39133145	4	SCREW	13	39825948	1	ANGLE, FRONT RIGHT
2	39825955	1	ANGLE, REAR LEFT	14	39931381	1	STARTER/INTELLISYS ENCLOSURE (LOW AMBIENT)
2A	39133145	8	SCREW	14A	39178678	4	SCREW
3	39825963	1	ANGLE, REAR RIGHT	15	39803374	1	CORNER, LEFT FRONT
4	39826102	1	SUPPORT, TOP RIGHT END	15A	39133145	5	SCREW
5	39807680	1	CORNER, RIGHT REAR	16	39803358	1	SUPPORT, SHORT
5A	39133145	12	SCREW	16A	39133145	2	SCREW
6	39802079	1	COVER, ACCESS	17	39825930	1	ANGLE, FRONT LEFT
6A	39133145	12	SCREW	18	39803671	1	ANGLE, LEFT END
7	39482864	1	PLATE, COVER (AIRCOOLED)	18A	39133145	4	SCREW
7A	39133152	4	SCREW	19	39803721	3	SUPPORT, TOP
8	39807698	1	PANEL, LOW AMBIENT	19A	39133145	12	SCREW
9	39803341	5	SUPPORT, VERTICAL				
9A	39133145	10	SCREW				
10	39807672	1	CORNER, RIGHT FRONT				
10A	39133145	18	SCREW				
11	39138490	18	PIN, LOCATOR				
12	39495981	4	COVER, FORKLIFT				

NOTE:

FOAM AND STANDARD FASTENERS SUCH AS NUTS, BOLTS, AND SCREWS ARE LISTED AS SUB-ITEMS (EXAMPLE: 1A).

LOW AMBIENT EXTENDED PACKAGE ENCLOSURE ASSEMBLY 250-300 HP ASSEMBLY DRAWING AND PARTS LIST



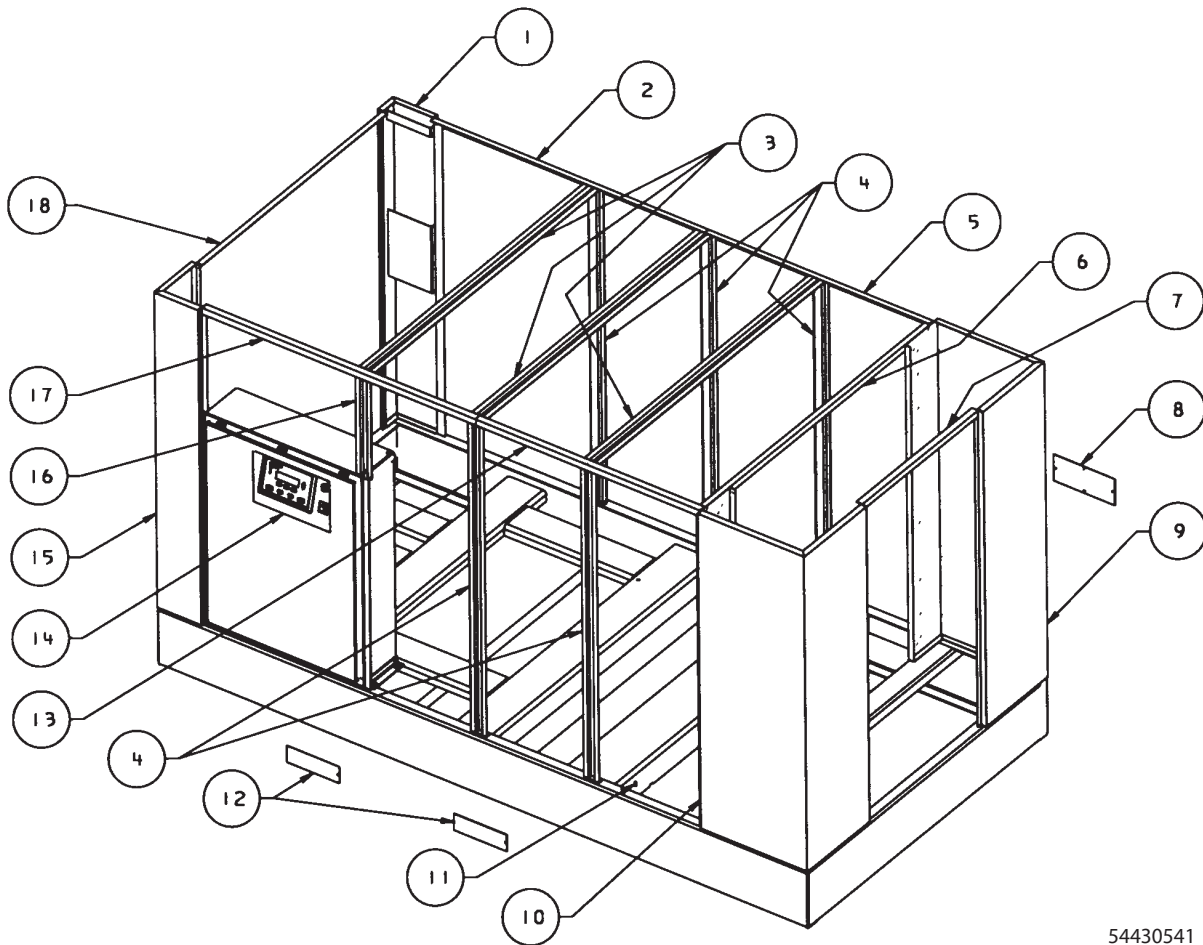
54439419
REV A

Item	CCN	Qty	Description	Item	CCN	Qty	Description
20	39807763	1	PANEL, TOP LEFT	27A	39804364	1	FOAM
20A	39804406	1	FOAM, PANEL - TOP LEFT	27B	39133145	4	SCREW
20B	39142690	8	SCREW	28	39807730	1	PANEL, LEFT END
20C	35256452	8	RECEPTACLE, CLIP ON	28A	39804372	1	FOAM
21	39807755	1	PANEL, LEFT REAR	28B	39142690	2	SCREW
21A	39804356	1	FOAM	28C	35256452	2	RECEPTACLE, CLIP ON
21B	39142690	2	SCREW	29	39930045	1	PLATE, AIR DISCHARGE PANEL
21C	35256452	2	RECEPTACLE, CLIP ON	29A	39133145	4	SCREW
22	39825922	3	PANEL, TOP	30	39807748	1	PANEL, DISCHARGE
22A	39826144	3	FOAM	30A	39804380	1	FOAM
22B	39142690	24	SCREW	30B	39133145	4	SCREW
22C	35256452	24	RECEPTACLE, CLIP ON	31	39803234	1	LOUVER
23	39825914	6	PANEL, EXTENDED	31A	39133152	8	SCREW
23A	39826151	6	FOAM				
24	39807409	1	PANEL, TOP RIGHT				
24A	39133152	8	SCREW				
25	39802046	1	LOUVER, MODULATING				
26	39133954	12	LATCH, DOOR				
27	39807722	1	PANEL, UPPER FRONT				

NOTE:

FOAM AND STANDARD FASTENERS SUCH AS NUTS, BOLTS, AND SCREWS ARE LISTED AS SUB-ITEMS (EXAMPLE: 29A).

OUTDOOR MODIFICATION ENCLOSURE 250-300 HP ASSEMBLY DRAWING AND PARTS LIST



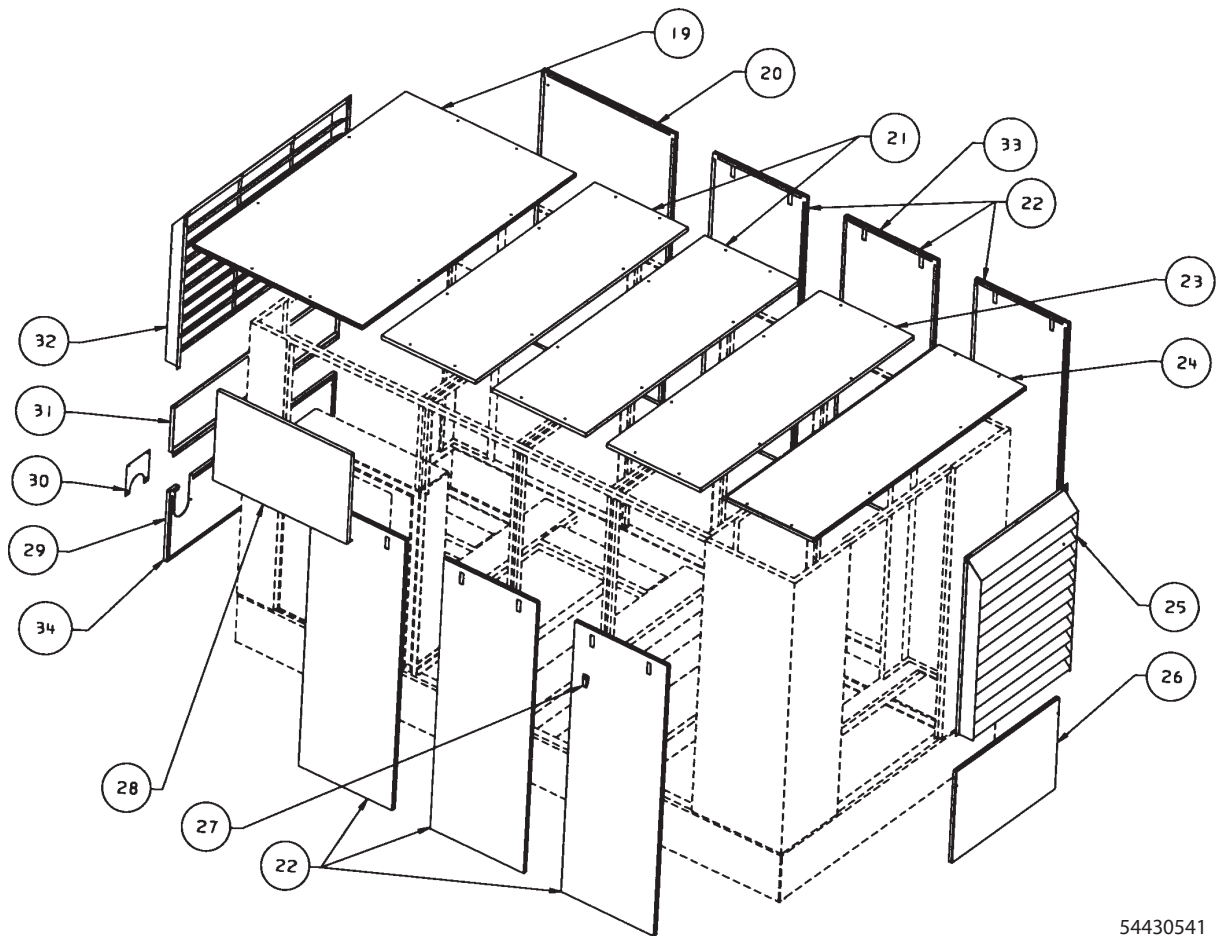
54430541
REV B

Item	CCN	Qty	Description	Item	CCN	Qty	Description
1	39803382	1	CORNER, LEFT REAR	12A	39133145	8	SCREW
1A	39133145	4	SCREW	13	39814439	1	ANGLE, FRONT
2	39821541	1	ANGLE, REAR	14	39928684	1	STARTER/INTELLISYS ENCLOSURE (NEMA 4)
2A	39133145	8	SCREW	14A	39178678	4	SCREW
3	39803721	3	SUPPORT, TOP	15	39803374	1	CORNER, LEFT FRONT
3A	39133145	12	SCREW	15A	39133145	5	SCREW
4	39803341	5	SUPPORT, VERTICAL	16	39803358	1	SUPPORT, SHORT
4A	39133145	10	SCREW	16A	39133145	2	SCREW
5	39814447	1	ANGLE, REAR	17	39821558	1	ANGLE, FRONT
6	39803267	1	ANGLE, RIGHT END	17A	39133145	8	SCREW
7	39803275	1	SUPPORT, TOP RIGHT END	18	39803671	1	ANGLE, LEFT END
8	39482864	1	PLATE, COVER (AIRCOOLED)	18A	39133145	4	SCREW
8A	39133152	4	SCREW				
9	39803259	1	CORNER, RIGHT END REAR				
9A	39133145	4	SCREW				
10	39803168	1	CORNER, RIGHT END FRONT				
11	39138490	18	PIN, LOCATOR				
12	39495981	4	COVER, FORKLIFT				

NOTE:

FOAM AND STANDARD FASTENERS SUCH AS NUTS, BOLTS, AND SCREWS ARE LISTED AS SUB-ITEMS (EXAMPLE: 1A).

OUTDOOR MODIFICATION ENCLOSURE 250-300 HP ASSEMBLY DRAWING AND PARTS LIST



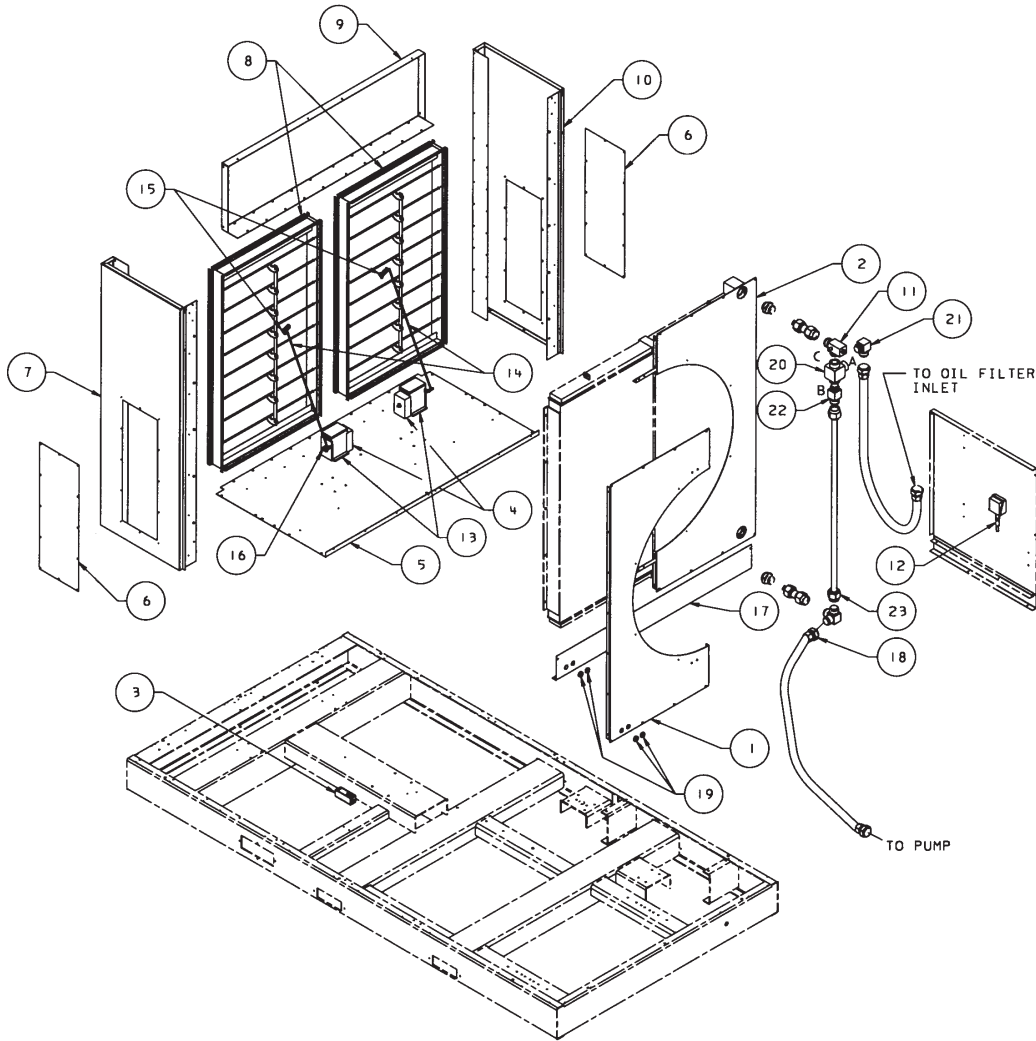
54430541
REV B

Item	CCN	Qty	Description	Item	CCN	Qty	Description
19	39807763	1	PANEL, TOP LEFT	28A	39804364	1	FOAM
19A	39804406	1	FOAM, PANEL - TOP LEFT	28B	39133145	4	SCREW
19B	39142690	8	SCREW	29	39929971	1	PANEL, AIR DISCHARGE, LOWER (AIRCOOLED)
20	39807755	1	PANEL, LEFT REAR	29A	39930151	1	FOAM, PANEL (AIRCOOLED)
20A	39804356	1	FOAM	29B	39142690	2	SCREW
20B	39142690	2	SCREW	30	39930045	1	PLATE, AIR DISCHARGE PANEL
21	39807771	2	PANEL, TOP CENTER	30A	39133145	4	SCREW
21A	39804398	2	FOAM	31	39807367	1	PANEL, DISCHARGE UPPER
21B	39142690	16	SCREW	31A	39807474	1	FOAM
22	39807714	6	PANEL, COMMON (5 REQUIRED ON WATERCOOLED)	31B	39133145	4	SCREW
22A	39803770	6	FOAM, COMMON (5 REQUIRED ON WATERCOOLED)	32	39803234	1	LOUVER, AIRCOOLED
23	39807789	1	PANEL, TOP RIGHT	32A	39133152	8	SCREW
23A	39804398	1	FOAM	33	39929815	1	PANEL, REAR WATERCOOLED
23B	39142690	8	SCREW	33A	39930169	1	FOAM, WATERCOOLED REAR PANEL
24	39807409	1	PANEL, TOP RIGHT	34	39803747	1	PANEL, LEFT END (WATERCOOLED)
24A	39133152	8	SCREW	34A	39804372	1	FOAM, LEFT END PANEL (WATERCOOLED)
25	39807417	1	LOUVER, EXHAUST				
26	39807391	1	PANEL, RIGHT END				
26A	39807490	1	FOAM				
26B	39142690	2	SCREW				
27	39133954	12	LATCH, DOOR				
28	39807722	1	PANEL, UPPER FRONT				

NOTE:

FOAM AND STANDARD FASTENERS SUCH AS NUTS, BOLTS, AND SCREWS ARE LISTED AS SUB-ITEMS (EXAMPLE: 30A).

LOW AMBIENT ASSEMBLY 350-500 HP ASSEMBLY DRAWING AND PARTS LIST



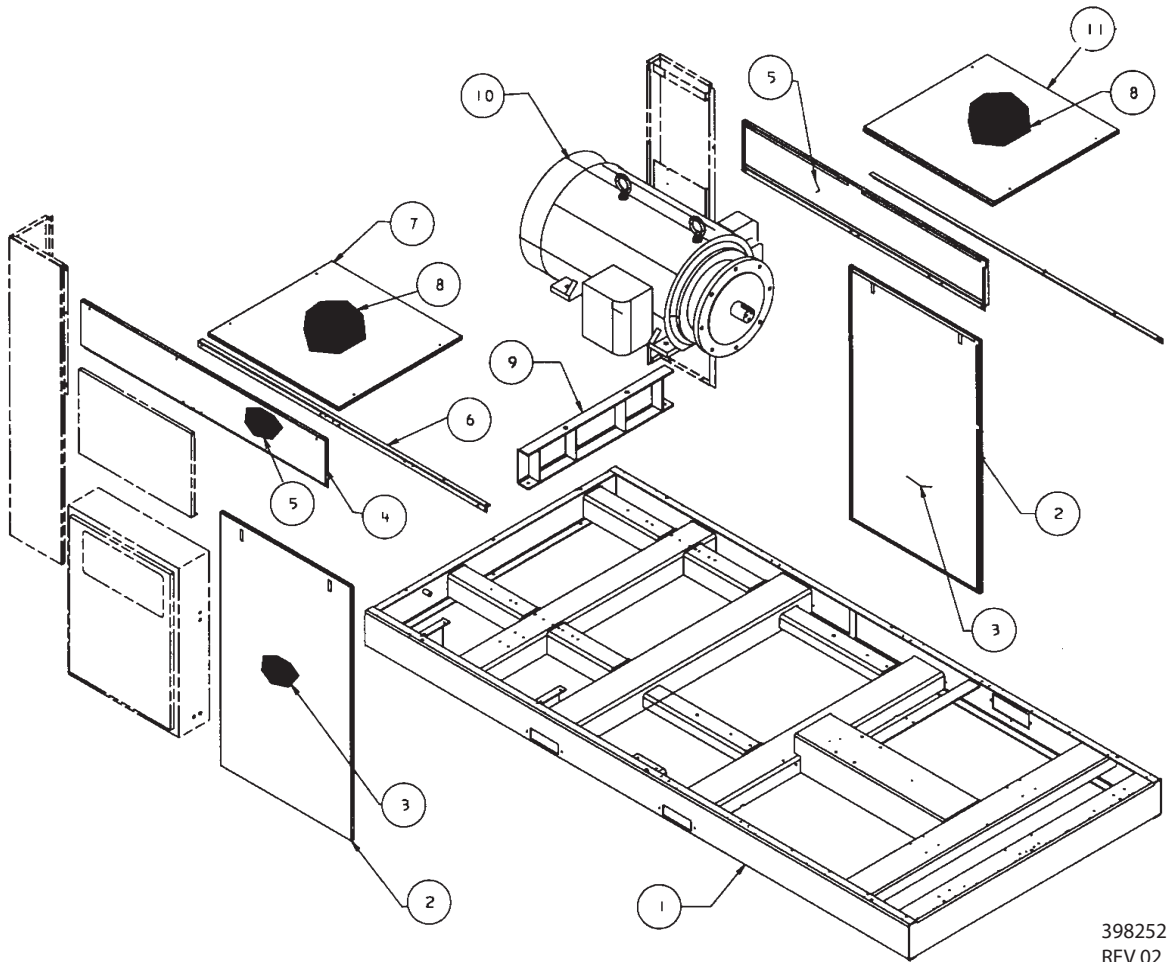
54469531
REV A

Item	CCN	Qty	Description	Item	CCN	Qty	Description
1	54402458	1	PLATE, ORIFICE LEFT	15	39138839	2	CRANKARM, LOUVER
2	54402466	1	PLATE, ORIFICE RIGHT	16	39136783	4	JOINT, BALL
3	39483177	1	CONTROLLER, MOTOR	17	39812573	1	ANGLE, LOWER OILCOOLER
3	39133152	2	SCREW	18	39572466	1	HOSE
3	39181110	1	SET, WEATHERPROOF	19	39181086	4	GROMMET, .88 RUBBER
4	39482880	2	MOTOR, DAMPER MODULATING	20	39481429	1	VALVE, THERMO - 350 HP UNITS
4	39133152	8	SCREW		39437652	1	ELEMENT, THERMO VALVE - 350 HP UNITS
5	39817044	1	PANEL, BOTTOM EXHAUST	20	39834684	1	VALVE, THERMO - 400-500 HP UNITS
6	39802079	2	COVER, ACCESS MOTOR		39207402	1	ELEMENT, THERMO VALVE - 400-500 HP UNITS
6	39133152	24	SCREW	21	39481460	1	ELBOW - 350 HP UNITS
7	39812466	1	CORNER, RIGHT REAR		39140512	1	ELBOW - 400-500 HP UNITS
8	39802046	2	LOUVER, MODULATING	22	39481486	1	CONNECTOR - 350 HP UNITS
8	39133152	72	SCREW		39128632	1	CONNECTOR - 400-500 HP UNITS
8	39128434	16	SCREW	23	39812599	1	TUBE, THERMO VALVE PORT "B" TO OILCOOLER INLET - 350 HP UNITS
8	39128541	16	NUT		39878699	1	TUBE, THERMO VALVE PORT "B" TO OILCOOLER INLET - 400-500 HP UNITS
9	39812342	1	PANEL, STRIP RIGHT END				
9	39133152	4	SCREW				
10	39812458	1	CORNER, RIGHT FRONT				
11	39484332	1	MANIFOLD - 350 HP UNITS				
	39319322	1	MANIFOLD - 400-500 HP UNITS				
12	39482898	1	THERMOSTAT, AMBIENT SENSING				
12	39133152	2	SCREW				
13	39136759	2	CRANKARM, MOTOR				
14	39140041	2	PUSHROD				

NOTE:

STANDARD FASTENERS SUCH AS NUTS, BOLTS, AND SCREWS ARE LISTED AS SUB-ITEMS (EXAMPLE: 3A).

EXTENDED PACKAGE ASSEMBLY 350-500 HP ASSEMBLY DRAWING AND PARTS LIST

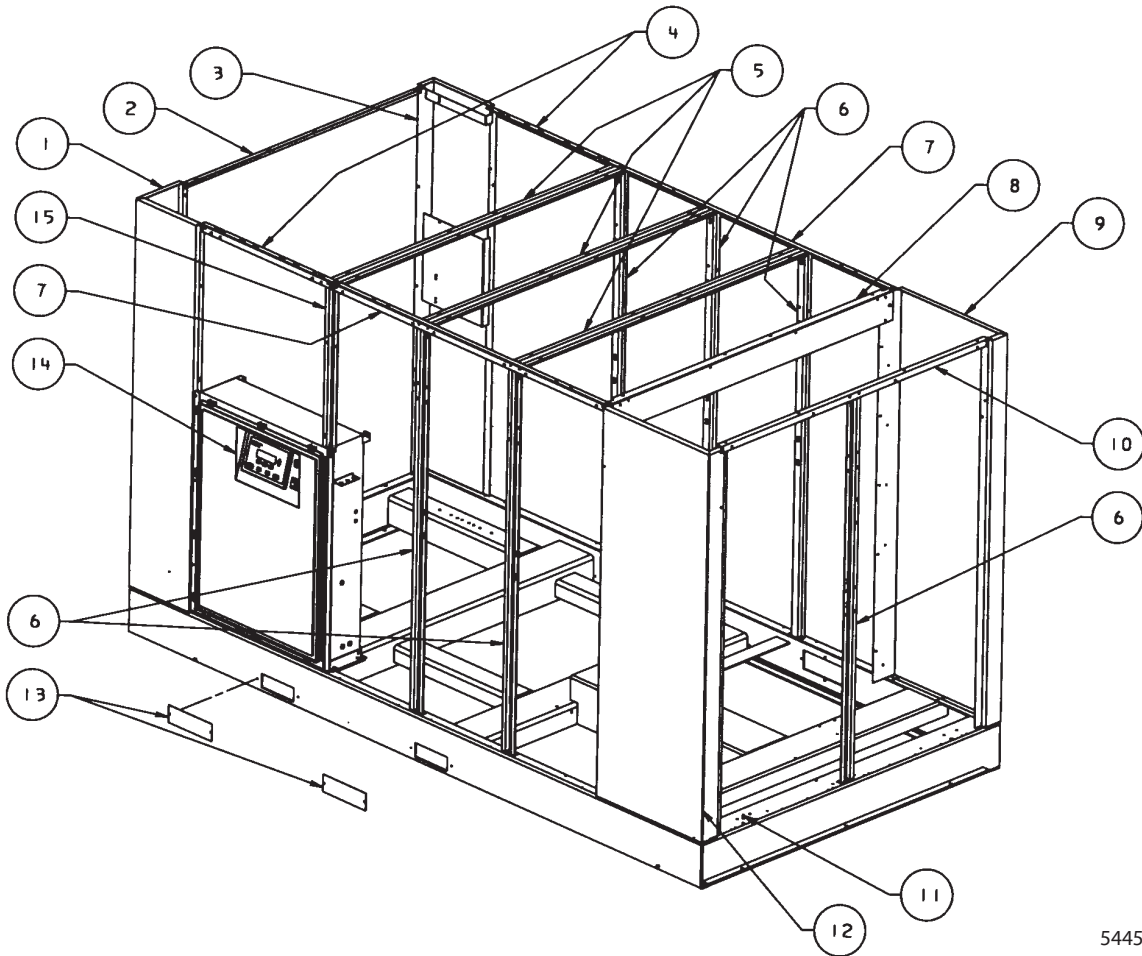


39825278
REV 02

Item	CCN	Qty	Description	Item	CCN	Qty	Description
1	39826490	1	BASE, EXTENDED PACKAGE (2STG)	8	39812904	2	FOAM, TOP
	39839998	1	BASE, EXTENDED PACKAGE (1STG)	9	39817077	1	SUPPORT, MOTOR (2STG)
2	39812789	2	PANEL, EXTENDED PACKAGE		39801519	1	SUPPORT, MOTOR (1STG)
3	39812888	2	FOAM, PANEL EXTENDED PACKAGE	10	xxxxxxx	1	MOTOR
4	39812813	2	PANEL, STRIP FRONT	11	39812805	1	TOP, REAR WITH TROUGH
5	39812896	2	FOAM, STRIP				
6	39812912	2	ANGLE, FRONT RIGHT				
7	39812797	1	TOP, FRONT				

NOTE: MOTOR TO BE IN ACCORDANCE TO VOLTAGE AND HORSEPOWER.

OUTDOOR MODIFICATION ENCLOSURE 350-500 HP ASSEMBLY DRAWING AND PARTS LIST



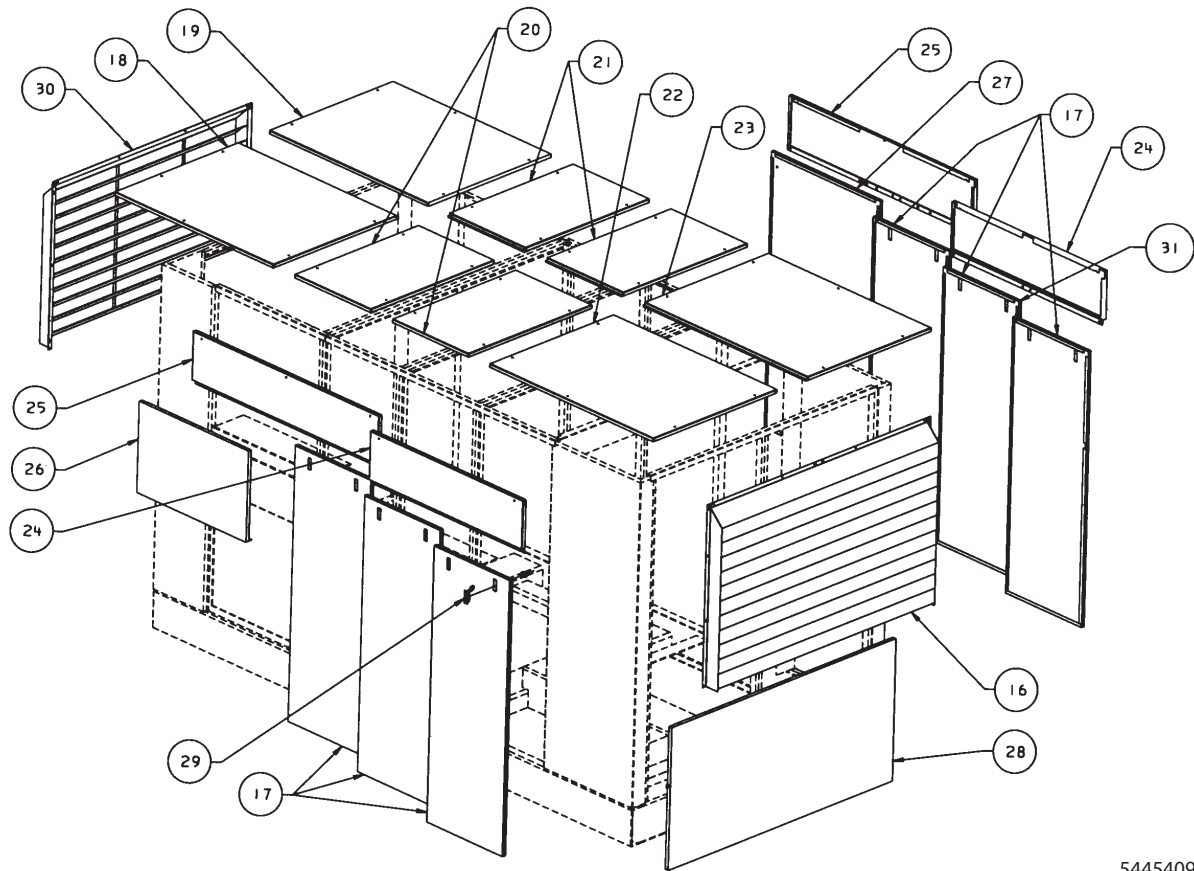
54454095
REV B

Item	CCN	Qty	Description	Item	CCN	Qty	Description
1	39803929	1	CORNER, LEFT FRONT	12B	39133145	8	SCREW
1A	39133145	4	SCREW	13	39495981	4	COVER, FORKLIFT HOLE
2	39803887	1	ANGLE, LEFT END	13A	39133145	8	SCREW
2A	39133145	4	SCREW	14	39928684	1	STARTER/INTELLISYS ENCLOSURE (NEMA 4)
3	39803937	1	CORNER, LEFT REAR	14A	39178678	4	SCREW
3A	39133145	4	SCREW	15	39804091	1	SUPPORT, SHORT
4	39812821	2	ANGLE, FRONT/REAR	15A	39133145	2	SCREW
4A	39133145	8	SCREW				
5	39804620	3	SUPPORT, TOP				
5A	39133145	12	SCREW				
6	39803945	6	SUPPORT, VERTICAL				
6A	39133145	12	SCREW				
7	39810593	2	ANGLE, FRONT/REAR				
7A	39133145	8	SCREW				
8	39804026	1	ANGLE, UPPER				
8A	39133145	6	SCREW				
9	39803986	1	CORNER, RIGHT REAR				
9A	39804661	1	FOAM				
9B	39133145	8	SCREW				
10	39803994	1	ANGLE, RIGHT END (EXHAUST)				
10A	39133145	6	SCREW				
11	39138490	28	PIN, LOCATOR				
12	39803978	1	CORNER, RIGHT FRONT				
12A	39804661	1	FOAM				

NOTE:

FOAM AND STANDARD FASTENERS SUCH AS NUTS, BOLTS, AND SCREWS ARE LISTED AS SUB-ITEMS (EXAMPLE: 1A).

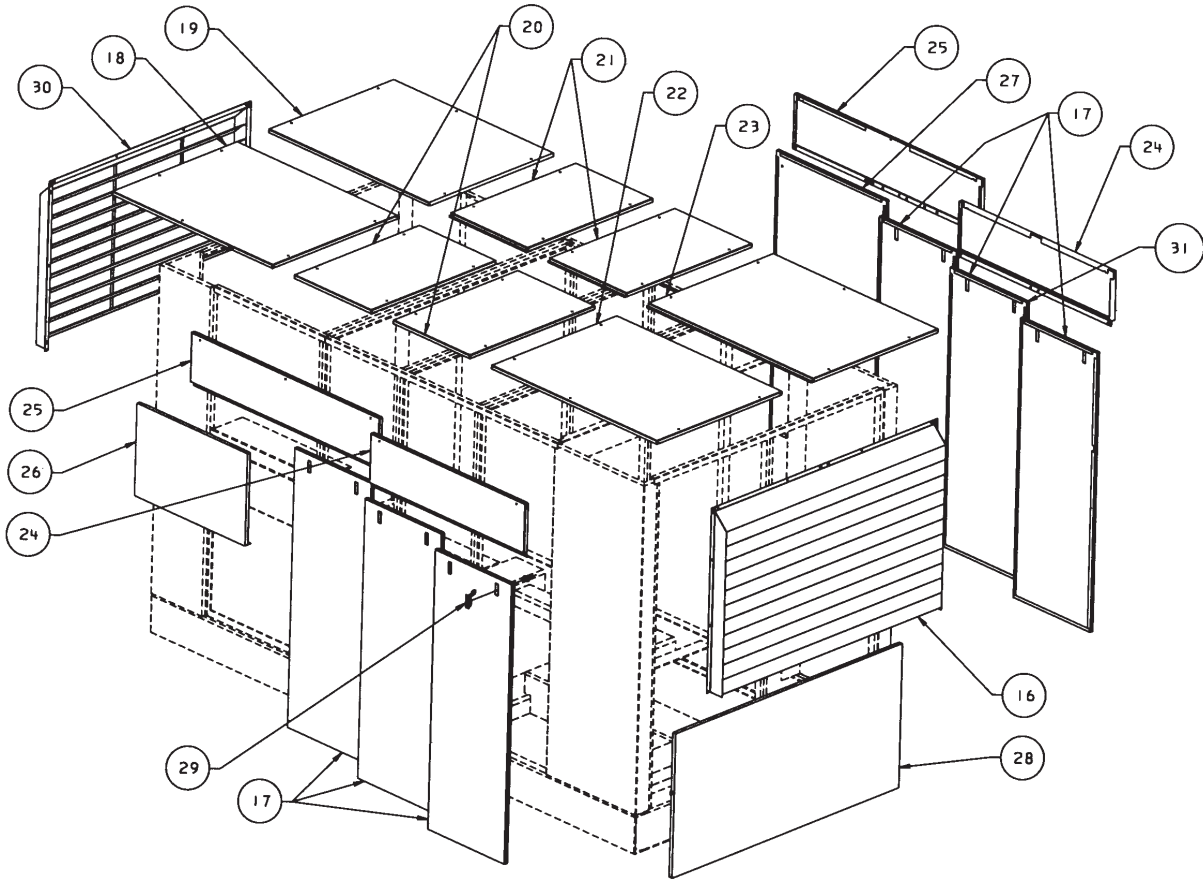
OUTDOOR MODIFICATION ENCLOSURE 350-500 HP ASSEMBLY DRAWING AND PARTS LIST



54454095
REV B

Item	CCN	Qty	Description	Item	CCN	Qty	Description
16	39807201	1	LOUVER, EXHAUST	22A	39142690	5	SCREW
16A	39133152	8	SCREW	22B	35256452	5	RECEPTACLE, CLIP ON
17	39807714	6	PANEL, COMMON FRONT/REAR (5 REQUIRED ON WATERCOOLED)	22C	39809751	1	FOAM, RIGHT TOP PANEL
17A	39803770	6	FOAM, COMMON FRONT/REAR (5 REQUIRED ON WATERCOOLED)	23	39807185	1	PANEL, RIGHT REAR TOP
18	39809728	1	PANEL, TOP LEFT FRONT	23A	39142690	5	SCREW
18A	39142690	5	SCREW	23B	35256452	5	RECEPTACLE, CLIP ON
18B	35256452	5	RECEPTACLE, CLIP ON	23C	39809751	1	FOAM, RIGHT TOP PANEL
18C	39808209	1	FOAM, TOP LEFT	24	39810809	2	PANEL, STRIP FRONT/RIGHT
19	39809710	1	PANEL, TOP LEFT REAR	24A	39133145	8	SCREW
19A	39142690	5	SCREW	24B	39142690	4	SCREW
19B	35256452	5	RECEPTACLE, CLIP ON	24C	35256452	4	RECEPTACLE, CLIP ON
19C	39808209	1	FOAM, TOP LEFT	25D	39810908	2	FOAM, STRIP FRONT/RIGHT
20	39809736	2	PANEL, TOP FRONT	25	39810825	2	PANEL, STRIP FRONT/LEFT
20A	39142690	8	SCREW	25A	39133145	8	SCREW
20B	35256452	8	RECEPTACLE, CLIP ON	25B	39142690	6	SCREW
20C	39808191	2	FOAM, TOP FRONT/REAR	25C	35256452	6	RECEPTACLE, CLIP ON
21	39809744	2	PANEL, TOP REAR	26	39810916	2	FOAM, STRIP FRONT/LEFT
21A	39142690	8	SCREW	26A	39807722	1	PANEL, UPPER FRONT
21B	35256452	8	RECEPTACLE, CLIP ON	26B	39133145	4	SCREW
21C	39808191	2	FOAM, TOP FRONT/REAR	27	39804364	1	FOAM, UPPER FRONT
22	39807151	1	PANEL, RIGHT FRONT TOP	27A	39807755	2	PANEL, REAR

OUTDOOR MODIFICATION ENCLOSURE 350-500 HP ASSEMBLY DRAWING AND PARTS LIST



54454095
REV B

Item	CCN	Qty	Description	Item	CCN	Qty	Description
27B	35256452	2	RECEPTACLE, CLIP ON	30A	39133152	8	SCREW
27C	39804356	1	FOAM, REAR PANEL	31	39929260	1	PANEL, REAR-WATERCOOLED ONLY
28	39807193	1	PANEL, RIGHT END	31A	39930185	1	FOAM, REAR-WATERCOOLED ONLY
28A	39133145	4	SCREW				
29	39133954	12	LATCH, DOOR				
30	39803895	1	LOUVER, AIRCOOLED INTAKE				
	54399704	1	PANEL, WATERCOOLED INTAKE (NOT SHOWN)				

NOTE:

FOAM AND STANDARD FASTENERS SUCH AS NUTS, BOLTS, AND SCREWS ARE LISTED AS SUBITEMS (EXAMPLE: 16A).

O-RINGS PARTS LIST

O-RINGS				
Part No.	Size/ Thread	Id	Width	Tube Size
39404157	7/16-20	0.351	0.072	1/4
39404132	9/16-18	0.468	0.078	3/8
39404165	3/4-16	0.644	0.087	1/2
39437074	7/8-14	0.755	0.097	5/8
39407531	1- 1/16-12	0.924	0.116	3/4
39404173	1- 5/16-12	1.171	0.116	1
39404140	1- 5/8-12	1.475	0.118	1-1/4
39406996	1- 7/8-12	1.720	0.118	1-1/2
39410279	2- 1/2-12	2.337	0.118	2



A series of horizontal lines for writing, consisting of 25 evenly spaced lines extending across the width of the page.



A series of horizontal lines for writing, consisting of 25 evenly spaced lines that span the width of the page.

